

Delaware Wages 2011

Occupational Employment Statistics



Office of Occupational & Labor Market Information
Delaware Department of Labor
John McMahon, Secretary
June 2012



TABLE OF CONTENTS

Introduction.....	1
Statewide Wage Data.....	3
New Castle County Wage Data.....	23
Kent County Wage Data.....	41
Sussex County Wage Data.....	53
Acknowledgements.....	<i>Inside back cover</i>

HIGHLIGHTS

- **Employment Level and Mean Hourly Wage for Standard Occupational Classification Major Occupational Groups (Figure 1).....**4
- **Top Occupations:**
 - New Castle County (Figure 2).....**24
 - Kent County (Figure 4).....**42
 - Sussex County (Figure 6).....**54
- **Highest Paid Occupations:**
 - New Castle County (Figure 3).....**24
 - Kent County (Figure 5).....**42
 - Sussex County (Figure 7).....**54

INTRODUCTION

The Occupational Employment Statistics (OES) program is a cooperative effort of the U.S. Bureau of Labor Statistics (BLS) and state employment security agencies (in Delaware, the Office of Occupational and Labor Market Information (OOLMI) in the Delaware Department of Labor). As outlined in more detail below, BLS developed the procedures and methodology, while OOLMI conducts the survey and tabulates the responses. A software program developed by the North Carolina State Employment Security Commission is used to produce the wage and employment estimates. This means that these estimates are not official BLS estimates, but in most cases they are identical to the official BLS estimates. When they differ, it is by miniscule amounts. We do not use the official BLS estimates because they are not provided for Sussex or New Castle Counties, only Kent County (because it is a single-county metropolitan statistical area).

The OES program has ordinarily used three years of survey data, in order to increase reliability. Beginning in 2003, data collection was done twice yearly, with half the sample surveyed in the spring and half in the fall. Wage estimates are now updated once per year, after the results from the spring survey are available. The estimates in this publication were derived from surveys conducted from the fall of 2008 through the spring of 2011. Data from years prior to 2011 were updated to expected 2011 values using national cost index factors.

The survey universe is all employers covered by the state Unemployment Insurance program, both private and public. This covers about 92 percent of the state's workers. Self-employed, some non-profit organizations, and most agricultural employees are excluded. All establishments (units) with 250 or more employees are automatically included in the survey, while those with fewer

employees are randomly sampled for inclusion in the survey. The smallest units have the lowest probability of selection. Details are provided in the table below. Only data from the fall panel of surveys in 2008 and spring panel in 2011 are included in the 2011 wage estimates, which is why they are approximately half the size of the other years, which include both spring and fall panels.

Year	Survey Universe		Survey Sample		Usable Response	
	Units	Employment	Units	Employment	Units	Employment
2008	29,510	424,297	864	60,416	700	51,895
2009	29,318	407,505	1,550	100,999	1,172	77,514
2010	28,495	399,568	1,494	88,546	1,102	66,370
2011	27,938	402,865	761	39,837	587	28,617

Response rates averaged 75 percent over the four years of the survey. Non-responding units have data imputed to them by means of a hot-deck "nearest neighbor" technique. This method finds the responding establishment (donor) which most closely resembles the non-responding establishment, based on industry, size class, and area. The donor's data are then imputed to the non-responding unit. Donors are used only once.

Occupations are classified using the Standard Occupational Classification (SOC) system, which consists of 23 major groups, 97 minor groups, 461 broad occupations, and 840 detailed occupations. Estimates at the major group and detailed occupation levels are included in this publication. More information regarding the SOC

system and occupational definitions can be found on the BLS website, <http://www.bls.gov/soc>.

Employers are not asked to supply exact wage rates for their employees. They are requested to indicate how many of their workers within each occupation are earning wages within each of the 12 ranges listed below. Conversion between hourly and annual wages is based on a 40 hour week, 52 week year (2,080 hours per year). Some occupations, for instance teachers, typically work a different schedule. Only annual wages are reported for these occupations. In the wage tables, these are printed in **bold** type. The table below shows the wage ranges used in the 2011 survey.

Range	Hourly Wage	Annual Wage
A	Under \$9.25	Under \$19,240
B	\$9.25 to \$11.49	\$19,240 to \$23,919
C	\$11.50 to \$14.49	\$23,920 to \$30,159
D	\$14.50 to \$18.24	\$30,160 to \$37,959
E	\$18.25 to \$22.74	\$37,960 to \$47,319
F	\$22.75 to \$28.74	\$47,320 to \$59,799
G	\$28.75 to \$35.99	\$59,800 to \$74,879
H	\$36.00 to \$45.24	\$74,880 to \$94,119
I	\$45.25 to \$56.99	\$94,120 to \$118,559
J	\$57.00 to \$71.49	\$118,560 to \$148,719
K	\$71.50 to \$89.99	\$148,720 to \$187,199
L	\$90.00 and over	\$187,200 and over

Wages include base rate, cost-of-living allowances, hazardous duty pay, incentive pay (including commissions, piece rates, and production

bonuses), tips, longevity pay, on-call pay, and portal-to-portal pay. Not included are back pay, overtime pay, severance pay, shift differentials, premium pay for holidays or weekends, meal and lodging allowances, uniform allowances, non-production bonuses, profit sharing distributions, or stock bonuses.

Although a wide variety of statistics are estimated from the raw data, we publish only five: the employment level (**EMPL**) for all employers in the area (state or county), including those not in the survey; the mean (average) wage (**MEAN**); the median wage (**MEDIAN**), which half the workers in an occupation make less than, and the other half more than; and entry-level (**ENTRY**) and experienced (**EXP**) wage rates. **NA** in either the employment or one of the wage fields means that the estimate does not meet publishability standards. **N/A** in one of the wage fields signifies that a large portion of the responses are in the highest, unbounded wage category and a valid wage estimate is not possible. When all the wage estimates for an occupation do not meet standards, no estimates for the occupation are published.

To determine entry and experienced wage rates, an occupation's wage distribution is divided into thirds. The mean of the lowest third is the entry-level wage rate. The mean of the highest two-thirds is the experienced wage rate. It is important to note that employers are not requested to supply information on their workers' amount of experience.



Statewide

Standard Occupational Classification Major Groups Employment Levels and Mean Wage

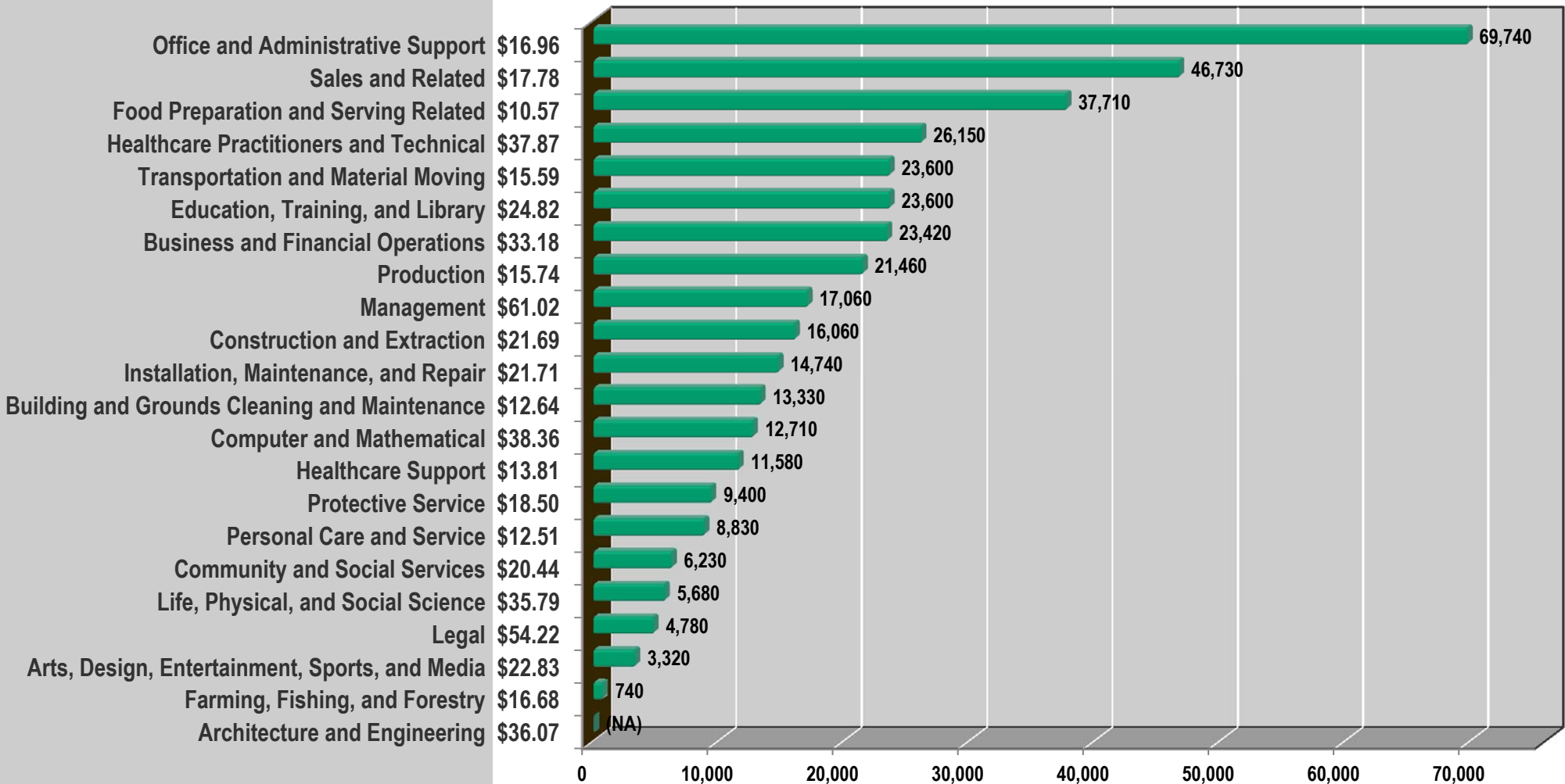


Figure 1 - Employment distribution and mean hourly wage for Standard Occupational Classification (SOC) major occupational groups

CODE	OCCUPATIONAL TITLES	Empl	(\$) Mean	(\$) Entry	(\$) Exp	(\$) Median
00-0000	Total all occupations	403,430	22.79	9.90	29.23	17.40
11-0000	Management Occupations	17,060	61.02	34.64	74.21	54.63
11-1011	Chief Executives	430	105.24	74.04	120.84	N/A
11-1021	General and Operations Managers	3,840	64.07	36.27	77.97	53.35
11-2021	Marketing Managers	830	70.48	44.56	83.45	67.73
11-2022	Sales Managers	720	72.97	40.74	89.08	67.64
11-2031	Public Relations and Fundraising Managers	170	67.73	43.00	80.10	63.03
11-3011	Administrative Services Managers	660	48.90	36.11	55.30	45.30
11-3021	Computer and Information Systems Managers	1,490	66.35	46.11	76.48	64.35
11-3031	Financial Managers	2,210	66.55	43.88	77.88	60.81
11-3051	Industrial Production Managers	330	51.96	37.26	59.32	48.58
11-3061	Purchasing Managers	110	56.29	43.62	62.62	54.49
11-3071	Transportation, Storage, and Distribution Managers	280	55.14	35.31	65.05	53.54
11-3111	Compensation and Benefits Managers	70	56.72	37.57	66.29	55.45
11-3121	Human Resources Managers	280	61.30	40.60	71.64	55.21
11-3131	Training and Development Managers	130	60.96	41.71	70.59	59.94
11-9021	Construction Managers	540	51.01	35.43	58.79	45.93
11-9031	Education Administrators, Preschool and Child Care Center/Program	250	26.30	16.01	31.44	21.27
11-9032	Education Administrators, Elementary and Secondary School	610	102,158	84,263	111,106	105,731
11-9033	Education Administrators, Postsecondary	240	59.79	34.01	72.68	51.20
11-9039	Education Administrators, All Other	50	41.64	28.84	48.04	44.70
11-9041	Architectural and Engineering Managers	390	64.09	47.77	72.25	61.05
11-9051	Food Service Managers	250	35.26	26.56	39.60	33.90
11-9081	Lodging Managers	70	40.82	25.27	48.60	35.14
11-9111	Medical and Health Services Managers	700	51.85	35.56	59.99	46.24
11-9131	Postmasters and Mail Superintendents	50	34.87	26.49	39.07	36.95
11-9141	Property, Real Estate, and Community Association Managers	370	33.70	18.07	41.52	29.31
11-9151	Social and Community Service Managers	500	30.47	23.63	33.89	29.71
11-9199	Managers, All Other	840	64.05	42.62	74.77	59.51

CODE	OCCUPATIONAL TITLES	Empl	(\$) Mean	(\$) Entry	(\$) Exp	(\$) Median
13-0000	Business and Financial Operations Occupations	23,420	33.18	20.04	39.74	29.95
13-1022	Wholesale and Retail Buyers, Except Farm Products	310	24.94	16.40	29.21	23.48
13-1023	Purchasing Agents, Except Wholesale, Retail, and Farm Products	760	32.90	21.30	38.70	31.03
13-1031	Claims Adjusters, Examiners, and Investigators	730	31.30	22.16	35.88	30.36
13-1032	Insurance Appraisers, Auto Damage	NA	29.51	25.51	31.51	30.16
13-1041	Compliance Officers, Except Agr., Const., Health and Safety, and Trans.	980	29.94	18.78	35.52	25.67
13-1051	Cost Estimators	840	30.80	19.38	36.51	30.00
13-1078	Human Resources, Training, and Labor Relations Specialists, All Other*	1,540	28.63	18.34	33.78	26.25
13-1081	Logisticians	420	39.88	29.14	45.25	37.27
13-1111	Management Analysts	1,750	38.69	22.70	46.68	35.73
13-1121	Meeting, Convention, and Event Planners*	210	22.90	15.54	26.58	21.62
13-1141	Compensation, Benefits, and Job Analysis Specialists	240	32.05	19.21	38.48	29.29
13-1151	Training and Development Specialists	890	29.30	18.19	34.85	27.44
13-1161	Market Research Analysts and Marketing Specialists*	1,990	38.98	22.57	47.18	35.19
13-1199	Business Operations Specialists, All Other*	1,340	30.69	19.55	36.26	29.09
13-2011	Accountants and Auditors	4,520	31.78	20.18	37.58	28.60
13-2021	Appraisers and Assessors of Real Estate	130	25.83	14.37	31.55	23.66
13-2031	Budget Analysts	150	31.56	22.31	36.18	31.27
13-2041	Credit Analysts	980	30.32	18.79	36.08	27.26
13-2051	Financial Analysts	2,120	39.37	25.24	46.44	37.92
13-2052	Personal Financial Advisors	1,000	39.68	21.94	48.54	35.31
13-2053	Insurance Underwriters	320	33.06	18.07	40.55	27.64
13-2061	Financial Examiners	140	42.41	27.36	49.94	37.53
13-2071	Credit Counselors	100	19.28	16.27	20.78	18.69
13-2072	Loan Officers	700	33.15	20.01	39.73	28.71
13-2081	Tax Examiners, Collectors, and Revenue Agents	200	26.09	17.48	30.40	22.62
13-2082	Tax Preparers	190	16.33	9.68	19.66	15.08
13-2099	Financial Specialists, All Other	870	29.57	17.96	35.37	26.73
15-0000	Computer and Mathematical Occupations	12,710	38.36	23.76	45.66	36.94
15-1111	Computer and Information Research Scientists	100	42.43	29.50	48.90	41.34
15-1121	Computer Systems Analysts	2,560	39.34	27.13	45.44	38.67
15-1131	Computer Programmers	1,230	38.51	27.85	43.84	36.38

CODE	OCCUPATIONAL TITLES	Empl	(\$)Mean	(\$)Entry	(\$)Exp	(\$)Median
15-1132	Software Developers, Applications	2,080	46.04	30.79	53.67	43.27
15-1133	Software Developers, Systems Software	1,210	48.67	37.01	54.51	47.59
15-1141	Database Administrators	500	40.35	25.61	47.73	41.07
15-1142	Network and Computer Systems Administrators*	990	32.63	21.68	38.11	29.68
15-1150	Computer Support Specialists	2,360	25.50	17.68	29.41	24.39
15-1179	Info. Security Analysts, Web Developers, and Computer Network Architects	1,080	41.98	28.27	48.84	41.55
15-1799	Computer Occupations, All Other*	180	34.70	25.74	39.17	34.34
15-2011	Actuaries	90	53.96	37.75	62.07	51.42
15-2031	Operations Research Analysts	250	33.50	22.75	38.87	31.70
15-2041	Statisticians	80	41.84	22.17	51.67	43.09
17-0000	<u>Architecture and Engineering Occupations</u>	NA	36.07	19.90	44.16	33.05
17-1011	Architects, Except Landscape and Naval	100	38.07	24.67	44.77	40.04
17-1022	Surveyors	110	33.83	23.67	38.91	31.66
17-2041	Chemical Engineers	NA	56.79	39.41	65.49	59.27
17-2081	Environmental Engineers	100	36.82	27.69	41.39	32.85
17-2111	Health and Safety Engineers, Except Mining	60	42.06	30.38	47.90	41.38
17-2112	Industrial Engineers	570	44.31	30.48	51.22	43.48
17-2131	Materials Engineers	30	40.59	31.27	45.25	40.17
17-2141	Mechanical Engineers	650	40.17	24.97	47.77	38.95
17-2199	Engineers, All Other	40	46.33	37.16	50.91	47.75
17-3011	Architectural and Civil Drafters	260	24.00	16.52	27.74	24.48
17-3012	Electrical and Electronics Drafters	160	25.52	16.80	29.87	24.64
17-3013	Mechanical Drafters	220	25.23	17.76	28.97	24.81
17-3019	Drafters, All Other	10	26.78	18.17	31.09	26.66
17-3022	Civil Engineering Technicians	400	19.38	14.26	21.94	18.38
17-3023	Electrical and Electronic Engineering Technicians	250	23.76	16.35	27.46	23.36
17-3025	Environmental Engineering Technicians	NA	25.66	19.53	28.72	24.68
17-3026	Industrial Engineering Technicians	NA	26.69	22.30	28.88	26.39
17-3027	Mechanical Engineering Technicians	140	24.18	16.19	28.17	24.96
17-3031	Surveying and Mapping Technicians	140	20.75	15.40	23.43	19.63

CODE	OCCUPATIONAL TITLES	Empl	(\$) Mean	(\$) Entry	(\$) Exp	(\$) Median
19-0000	<u>Life, Physical, and Social Science Occupations</u>	5,680	35.79	21.34	43.01	33.51
19-1012	Food Scientists and Technologists	NA	33.81	20.58	40.43	32.18
19-1013	Soil and Plant Scientists	80	24.93	17.66	28.56	25.45
19-1021	Biochemists and Biophysicists	150	44.75	30.25	51.99	42.15
19-1022	Microbiologists	120	27.97	19.85	32.03	25.51
19-1029	Biological Scientists, All Other	20	32.50	18.50	39.50	34.33
19-1031	Conservation Scientists	30	26.95	19.07	30.89	24.36
19-2012	Physicists	NA	39.68	20.22	49.42	30.90
19-2031	Chemists	2,210	42.97	30.90	49.00	39.96
19-2032	Materials Scientists	120	43.98	22.52	54.71	36.65
19-2041	Environmental Scientists and Specialists, Including Health	340	28.88	20.20	33.23	27.03
19-2042	Geoscientists, Except Hydrologists and Geographers	70	33.81	26.20	37.62	33.64
19-2043	Hydrologists	20	29.92	23.35	33.20	29.64
19-3011	Economists	30	35.48	25.76	40.34	32.51
19-3031	Clinical, Counseling, and School Psychologists	370	32.16	15.96	40.26	34.08
19-3051	Urban and Regional Planners	180	30.27	22.22	34.29	28.77
19-4021	Biological Technicians	260	21.11	15.21	24.06	21.34
19-4031	Chemical Technicians	600	26.63	20.88	29.51	27.39
19-4061	Social Science Research Assistants	70	15.17	13.29	16.11	13.81
19-4091	Environmental Science and Protection Technicians, Including Health	100	18.26	12.94	20.92	16.91
21-0000	<u>Community and Social Services Occupations</u>	6,230	20.44	13.55	23.89	19.23
21-1011	Substance Abuse and Behavioral Disorder Counselors	280	18.06	15.69	19.24	17.53
21-1012	Educational, Vocational, and School Counselors	890	27.84	18.11	32.70	28.05
21-1013	Marriage and Family Therapists	200	24.13	21.53	25.43	24.14
21-1014	Mental Health Counselors	NA	17.08	12.44	19.40	16.14
21-1015	Rehabilitation Counselors	610	16.39	12.64	18.26	15.79
21-1019	Counselors, All Other	NA	15.06	10.27	17.46	11.36
21-1021	Child, Family, and School Social Workers	700	19.30	13.81	22.04	19.16
21-1022	Healthcare Social Workers	820	21.94	17.29	24.26	20.99
21-1023	Mental Health and Substance Abuse Social Workers	420	21.26	16.10	23.84	20.96
21-1029	Social Workers, All Other	60	29.14	20.29	33.56	30.46

CODE	OCCUPATIONAL TITLES	Empl	(\$) Mean	(\$) Entry	(\$) Exp	(\$) Median
21-1091	Health Educators	130	30.73	22.07	35.05	30.16
21-1092	Probation Officers and Correctional Treatment Specialists	510	22.12	17.36	24.50	20.99
21-1093	Social and Human Service Assistants	720	13.59	10.28	15.25	12.90
21-1798	Community and Social Service Specialists, All Other*	380	16.49	10.91	19.29	16.14
21-2011	Clergy	60	24.30	17.38	27.75	23.75
23-0000	<u>Legal Occupations</u>	4,780	54.22	21.51	70.58	45.01
23-1011	Lawyers	2,850	72.73	41.38	88.41	71.30
23-1012	Judicial Law Clerks	120	21.19	16.16	23.71	22.22
23-1021	Administrative Law Judges, Adjudicators, and Hearing Officers	70	29.55	16.61	36.02	22.16
23-1022	Arbitrators, Mediators, and Conciliators	40	19.56	15.79	21.45	18.68
23-1023	Judges, Magistrate Judges, and Magistrates	150	60.13	36.73	71.83	53.98
23-2011	Paralegals and Legal Assistants*	1,240	24.46	16.96	28.20	22.07
23-2091	Court Reporters	70	26.53	15.09	32.25	31.47
23-2093	Title Examiners, Abstractors, and Searchers	60	19.11	13.49	21.92	17.10
23-2099	Legal Support Workers, All Other	180	22.88	17.11	25.77	22.26
25-0000	<u>Education, Training, and Library Occupations</u>	23,600	24.82	13.96	30.26	24.11
25-1081	Education Teachers, Postsecondary	200	68,593	57,675	74,052	69,261
25-1194	Vocational Education Teachers, Postsecondary	310	23.25	17.02	26.36	22.22
25-2011	Preschool Teachers, Except Special Education	2,100	12.03	8.93	13.59	11.05
25-2012	Kindergarten Teachers, Except Special Education	420	53,696	40,210	60,439	51,961
25-2021	Elementary School Teachers, Except Special Education	4,000	56,045	40,555	63,789	54,792
25-2022	Middle School Teachers, Except Special and Career/Tech. Education	2,390	54,417	40,362	61,444	53,324
25-2031	Secondary School Teachers, Except Special and Career/Tech. Education	2,990	55,971	38,305	64,804	55,423
25-2041	Special Education Teachers, Preschool, Kindergarten, and Elem. School*	1,190	58,778	42,733	66,800	56,858
25-2053	Special Education Teachers, Middle School	240	56,741	42,099	64,062	54,711
25-2054	Special Education Teachers, Secondary School	290	59,352	44,560	66,748	58,810
25-3011	Adult Basic and Secondary Education and Literacy Teachers and Instructors	270	24.56	15.37	29.15	23.11
25-3021	Self-Enrichment Education Teachers	380	19.78	9.29	25.03	14.40
25-3999	Teachers and Instructors, All Other*	940	46,353	23,220	57,920	48,001
25-4011	Archivists	40	21.06	17.61	22.79	20.52

CODE	OCCUPATIONAL TITLES	Empl	(\$) Mean	(\$) Entry	(\$) Exp	(\$) Median
25-4012	Curators	NA	25.08	16.79	29.22	24.42
25-4013	Museum Technicians and Conservators	NA	19.50	15.07	21.72	18.48
25-4021	Librarians	480	30.32	19.92	35.52	31.00
25-4031	Library Technicians	270	17.23	11.15	20.27	16.97
25-9031	Instructional Coordinators	550	31.26	22.96	35.41	30.99
25-9041	Teacher Assistants	3,140	31,381	19,636	37,254	32,214
25-9099	Education, Training, and Library Workers, All Other	140	21.84	12.77	26.38	19.43
27-0000	Arts, Design, Entertainment, Sports, and Media Occupations	3,320	22.83	11.01	28.74	19.36
27-1011	Art Directors	40	38.24	25.29	44.71	35.65
27-1013	Fine Artists, Including Painters, Sculptors, and Illustrators	10	17.69	13.05	20.01	15.86
27-1023	Floral Designers	150	12.09	8.84	13.71	12.29
27-1024	Graphic Designers	380	23.77	14.54	28.39	23.85
27-1026	Merchandise Displayers and Window Trimmers	220	14.15	11.79	15.33	13.65
27-2012	Producers and Directors	60	29.67	14.50	37.26	25.12
27-2022	Coaches and Scouts	460	33,704	19,038	41,037	26,441
27-2023	Umpires, Referees, and Other Sports Officials	150	26,187	17,327	30,617	19,689
27-2032	Choreographers	NA	17.80	13.40	20.01	15.06
27-2041	Music Directors and Composers	30	37.66	14.63	49.18	22.64
27-3011	Radio and Television Announcers	100	24.22	8.81	31.92	14.06
27-3012	Public Address System and Other Announcers	40	10.84	8.04	12.25	9.37
27-3022	Reporters and Correspondents	70	23.14	12.57	28.42	21.26
27-3031	Public Relations Specialists	550	28.22	17.58	33.54	24.96
27-3041	Editors	180	30.93	18.69	37.04	29.91
27-3042	Technical Writers	130	31.48	20.67	36.89	30.06
27-3043	Writers and Authors	100	29.70	17.21	35.95	26.10
27-3091	Interpreters and Translators	20	23.34	19.03	25.50	23.41
27-4011	Audio and Video Equipment Technicians	90	20.60	14.58	23.60	18.04
27-4012	Broadcast Technicians	NA	20.85	13.45	24.56	22.10
27-4014	Sound Engineering Technicians	10	19.73	11.05	24.06	16.73
27-4021	Photographers	130	15.40	8.13	19.04	11.32
27-4099	Media and Communication Equipment Workers, All Other	20	35.11	27.83	38.74	35.34

CODE	OCCUPATIONAL TITLES	Empl	(\$) Mean	(\$) Entry	(\$) Exp	(\$) Median
29-0000	Healthcare Practitioners and Technical Occupations	26,150	37.87	19.47	47.07	31.74
29-1011	Chiropractors	70	49.93	28.80	60.49	41.44
29-1021	Dentists, General	270	101.17	62.56	120.48	N/A
29-1023	Orthodontists	NA	110.08	78.94	125.66	N/A
29-1031	Dietitians and Nutritionists	150	28.58	22.27	31.73	29.18
29-1041	Optometrists	130	44.37	32.38	50.36	41.08
29-1051	Pharmacists	650	57.55	50.38	61.14	58.57
29-1061	Anesthesiologists	100	108.67	N/A	N/A	N/A
29-1062	Family and General Practitioners	410	71.71	55.69	79.71	70.84
29-1063	Internists, General	260	99.98	56.24	121.85	N/A
29-1064	Obstetricians and Gynecologists	90	113.06	N/A	N/A	N/A
29-1065	Pediatricians, General	230	69.53	40.36	84.11	65.82
29-1066	Psychiatrists	80	92.76	53.42	112.43	N/A
29-1067	Surgeons	160	106.75	N/A	N/A	N/A
29-1069	Physicians and Surgeons, All Other	1,350	92.77	39.00	119.66	N/A
29-1071	Physician Assistants	300	45.45	37.74	49.31	44.21
29-1081	Podiatrists	70	69.75	56.05	76.61	65.91
29-1111	Registered Nurses*	10,510	34.64	26.89	38.52	33.69
29-1122	Occupational Therapists	280	36.58	27.95	40.90	35.59
29-1123	Physical Therapists	580	41.47	31.58	46.41	37.97
29-1125	Recreational Therapists	60	18.92	14.65	21.05	17.97
29-1126	Respiratory Therapists	410	29.49	24.45	32.01	29.99
29-1127	Speech-Language Pathologists	350	35.84	24.15	41.68	35.62
29-1128	Therapists, All Other*	40	22.08	14.46	25.89	18.59
29-1131	Veterinarians	220	51.06	36.00	58.59	45.10
29-1181	Audiologists	60	40.31	31.48	44.73	41.31
29-1199	Health Diagnosing and Treating Practitioners, All Other	10	34.64	31.11	36.41	33.17
29-2011	Medical and Clinical Laboratory Technologists	420	29.99	24.98	32.49	30.30
29-2012	Medical and Clinical Laboratory Technicians	400	19.59	14.41	22.18	18.17
29-2021	Dental Hygienists	560	35.62	30.91	37.97	35.53
29-2031	Cardiovascular Technologists and Technicians	240	25.42	16.38	29.94	24.41
29-2032	Diagnostic Medical Sonographers	90	32.14	25.93	35.25	31.95

CODE	OCCUPATIONAL TITLES	Empl	(\$)Mean	(\$)Entry	(\$)Exp	(\$)Median
29-2033	Nuclear Medicine Technologists	90	33.51	28.14	36.20	33.99
29-2037	Radiologic Technologists and Technicians*	670	30.18	23.49	33.53	30.81
29-2041	Emergency Medical Technicians and Paramedics	980	18.41	13.35	20.93	17.00
29-2051	Dietetic Technicians	120	13.34	10.05	14.99	13.07
29-2052	Pharmacy Technicians	970	12.82	9.17	14.64	12.09
29-2054	Respiratory Therapy Technicians	NA	21.88	15.51	25.06	21.94
29-2055	Surgical Technologists	310	20.07	16.01	22.11	20.02
29-2056	Veterinary Technologists and Technicians	270	16.64	12.27	18.83	15.64
29-2061	Licensed Practical and Licensed Vocational Nurses	2,230	22.78	18.42	24.97	23.06
29-2071	Medical Records and Health Information Technicians	430	16.94	11.70	19.56	16.47
29-2081	Opticians, Dispensing	330	17.09	10.87	20.21	16.96
29-2799	Health Technologists and Technicians, All Other*	490	18.61	13.92	20.95	18.32
29-9011	Occupational Health and Safety Specialists	400	32.07	20.34	37.94	29.26
29-9012	Occupational Health and Safety Technicians	10	18.36	15.80	19.64	17.49
29-9091	Athletic Trainers	120	36,496	29,300	40,094	35,273
29-9799	Healthcare Practitioners and Technical Workers, All Other*	50	33.52	20.66	39.94	30.92
31-0000	Healthcare Support Occupations	11,580	13.81	10.38	15.53	13.17
31-1011	Home Health Aides	2,150	11.65	9.94	12.50	11.38
31-1012	Nursing Aides, Orderlies, and Attendants*	5,660	13.18	10.84	14.35	13.11
31-1013	Psychiatric Aides	80	15.59	11.49	17.65	15.18
31-2011	Occupational Therapist Assistants	60	26.41	20.86	29.19	26.56
31-2021	Physical Therapist Assistants	150	25.67	18.93	29.04	25.15
31-2022	Physical Therapist Aides	290	11.10	7.94	12.68	10.56
31-9011	Massage Therapists	50	29.27	15.95	35.93	32.52
31-9091	Dental Assistants	800	16.64	11.48	19.22	16.38
31-9092	Medical Assistants	1,510	14.38	10.90	16.12	13.95
31-9093	Medical Equipment Preparers	170	16.92	14.07	18.35	16.73
31-9094	Medical Transcriptionists	130	18.42	15.24	20.02	18.79
31-9095	Pharmacy Aides	10	9.62	8.10	10.38	8.74
31-9096	Veterinary Assistants and Laboratory Animal Caretakers	220	14.46	10.03	16.68	13.19
31-9799	Healthcare Support Workers, All Other*	290	17.85	14.27	19.63	17.68

CODE	OCCUPATIONAL TITLES	Empl	(\$)Mean	(\$)Entry	(\$)Exp	(\$)Median
33-0000	<u>Protective Service Occupations</u>	9,400	18.50	10.56	22.46	15.88
33-1012	First-Line Supervisors of Police and Detectives	270	43.41	35.01	47.61	43.60
33-1099	First-Line Supervisors of Protective Service Workers, All Other	340	19.59	13.41	22.68	19.51
33-2011	Firefighters	320	21.87	14.86	25.38	22.64
33-2021	Fire Inspectors and Investigators	110	22.60	16.40	25.69	22.18
33-3021	Detectives and Criminal Investigators	80	45.86	26.80	55.39	48.22
33-3051	Police and Sheriff's Patrol Officers	1,610	29.20	20.80	33.40	29.35
33-9011	Animal Control Workers	80	16.49	13.01	18.22	15.90
33-9021	Private Detectives and Investigators	30	27.93	18.60	32.59	24.89
33-9031	Gaming Surveillance Officers and Gaming Investigators	70	14.10	11.44	15.43	13.73
33-9032	Security Guards	3,470	12.39	9.39	13.89	11.56
33-9091	Crossing Guards	380	13.34	9.58	15.22	13.68
33-9092	Lifeguards, Ski Patrol, and Other Recreational Protective Service Workers	330	9.89	8.13	10.77	9.13
33-9099	Protective Service Workers, All Other*	190	15.38	9.56	18.29	14.43
35-0000	<u>Food Preparation and Serving-Related Occupations</u>	37,710	10.57	8.11	11.80	9.24
35-1011	Chefs and Head Cooks	190	23.14	17.81	25.80	21.43
35-1012	First-Line Supervisors of Food Preparation and Serving Workers	2,930	17.46	11.59	20.39	16.72
35-2011	Cooks, Fast Food	800	8.47	8.17	8.62	8.53
35-2012	Cooks, Institution and Cafeteria	2,350	13.71	11.46	14.83	13.63
35-2014	Cooks, Restaurant	3,880	11.13	8.28	12.56	10.49
35-2015	Cooks, Short Order	140	10.85	8.17	12.19	10.77
35-2019	Cooks, All Other	NA	9.47	8.09	10.16	8.67
35-2021	Food Preparation Workers	1,500	9.96	8.17	10.85	9.53
35-3011	Bartenders	1,740	10.61	8.09	11.88	9.33
35-3021	Combined Food Preparation and Serving Workers, Including Fast Food	10,250	8.76	8.12	9.08	8.58
35-3022	Counter Attendants, Cafeteria, Food Concession, and Coffee Shop	1,040	9.62	8.16	10.35	9.43
35-3031	Waiters and Waitresses	7,940	10.33	8.10	11.45	9.58
35-3041	Food Servers, Nonrestaurant	470	10.24	8.07	11.33	9.56
35-9011	Dining Room and Cafeteria Attendants and Bartender Helpers	900	8.51	8.02	8.75	8.56
35-9021	Dishwashers	1,800	9.05	8.08	9.54	8.86
35-9031	Hosts and Hostesses, Restaurant, Lounge, and Coffee Shop	1,590	8.42	8.06	8.60	8.50
35-9099	Food Preparation and Serving Related Workers, All Other	140	10.93	8.05	12.37	9.03

CODE	OCCUPATIONAL TITLES	Empl	(\$)Mean	(\$)Entry	(\$)Exp	(\$)Median
37-0000	<u>Building and Grounds Cleaning and Maintenance Occupations</u>	13,330	12.64	8.30	14.81	11.35
37-1011	First-Line Supervisors of Housekeeping and Janitorial Workers	390	19.55	11.50	23.58	18.70
37-1012	First-Line Supervisors of Landscaping and Lawn Workers	280	26.36	20.09	29.50	26.52
37-2011	Janitors and Cleaners, Except Maids and Housekeeping Cleaners	7,020	12.52	8.24	14.66	11.80
37-2012	Maids and Housekeeping Cleaners	2,210	9.52	8.08	10.23	9.12
37-2019	Building Cleaning Workers, All Other	NA	21.01	12.04	25.49	18.10
37-2021	Pest Control Workers	180	16.77	12.02	19.14	16.34
37-3011	Landscaping and Groundskeeping Workers	2,990	12.26	9.28	13.74	11.46
37-3012	Pesticide Handlers, Sprayers, and Applicators, Vegetation	80	15.12	12.00	16.68	14.89
37-3013	Tree Trimmers and Pruners	10	21.69	18.43	23.32	21.48
37-3019	Grounds Maintenance Workers, All Other	20	21.58	12.40	26.17	24.13
39-0000	<u>Personal Care and Service Occupations</u>	8,830	12.51	8.10	14.71	10.73
39-1011	Gaming Supervisors	10	24.84	20.87	26.82	24.70
39-1012	Slot Supervisors	30	18.81	15.41	20.51	17.64
39-1021	First-Line Supervisors of Personal Service Workers	530	18.60	12.24	21.78	17.44
39-2011	Animal Trainers	70	19.33	12.01	23.00	19.29
39-2021	Nonfarm Animal Caretakers	710	11.18	8.01	12.76	9.14
39-3012	Gaming and Sports Book Writers and Runners	140	17.95	12.27	20.79	19.37
39-3031	Ushers, Lobby Attendants, and Ticket Takers	320	8.85	8.13	9.21	8.57
39-3091	Amusement and Recreation Attendants	850	8.99	8.05	9.46	8.71
39-3092	Costume Attendants	10	13.20	11.20	14.19	13.17
39-3093	Locker Room, Coatroom, and Dressing Room Attendants	20	9.79	8.11	10.62	9.43
39-4021	Funeral Attendants	140	12.67	8.19	14.91	12.06
39-4831	Funeral service managers, directors, morticians, and undertakers	110	30.86	19.90	36.34	26.53
39-5011	Barbers	NA	15.52	8.77	18.89	12.96
39-5012	Hairdressers, Hairstylists, and Cosmetologists	1,390	13.31	8.11	15.91	11.23
39-5092	Manicurists and Pedicurists	220	11.73	8.59	13.30	11.94
39-5093	Shampooers	230	8.72	8.11	9.03	8.69
39-7011	Tour Guides and Escorts	430	12.59	10.93	13.42	12.88
39-9011	Childcare Workers	1,010	9.52	8.18	10.18	9.07
39-9021	Personal Care Aides	500	10.46	9.23	11.07	10.42

CODE	OCCUPATIONAL TITLES	Empl	(\$)Mean	(\$)Entry	(\$)Exp	(\$)Median
39-9031	Fitness Trainers and Aerobics Instructors	1,040	14.62	9.74	17.05	13.65
39-9032	Recreation Workers	650	12.52	8.82	14.38	11.87
39-9041	Residential Advisors	160	11.66	8.00	13.49	9.22
39-9099	Personal Care and Service Workers, All Other	70	11.28	8.07	12.88	10.55
41-0000	<u>Sales and Related Occupations</u>	46,730	17.78	8.25	22.55	12.14
41-1011	First-Line Supervisors of Retail Sales Workers	4,420	20.45	14.39	23.48	19.10
41-1012	First-Line Supervisors of Non-Retail Sales Workers	660	40.85	22.11	50.22	36.44
41-2011	Cashiers	11,970	9.89	8.21	10.73	9.10
41-2012	Gaming Change Persons and Booth Cashiers	210	10.95	8.48	12.18	10.47
41-2021	Counter and Rental Clerks	1,150	14.23	8.66	17.02	12.76
41-2022	Parts Salespersons	800	13.87	9.07	16.27	12.52
41-2031	Retail Salespersons	15,540	11.47	8.17	13.12	9.63
41-3011	Advertising Sales Agents	260	25.70	12.50	32.31	19.08
41-3021	Insurance Sales Agents	1,170	26.36	15.05	32.01	22.81
41-3031	Securities, Commodities, and Financial Services Sales Agents	1,720	50.53	22.94	64.33	43.23
41-3041	Travel Agents	160	16.54	11.62	18.99	14.95
41-3099	Sales Representatives, Services, All Other	2,380	31.49	16.45	39.01	27.87
41-4011	Sales Reps., Wholesale and Manuf., Technical and Scientific Products	1,420	44.86	24.33	55.13	37.06
41-4012	Sales Reps., Wholesale and Manuf., Except Tech. and Scientific Products	2,860	27.45	17.21	32.58	24.21
41-9011	Demonstrators and Product Promoters	250	14.87	11.56	16.53	14.92
41-9022	Real Estate Sales Agents	640	22.17	13.60	26.45	19.82
41-9031	Sales Engineers	NA	52.44	36.06	60.64	48.46
41-9041	Telemarketers	400	13.77	9.89	15.71	13.60
41-9091	Door-to-Door Sales Workers, News/Street Vendors, and Related Workers	120	10.04	8.45	10.84	9.50
41-9799	Sales and Related Workers, All Other*	390	21.93	9.40	28.19	19.10
43-0000	<u>Office and Administrative Support Occupations</u>	69,740	16.96	10.62	20.14	15.89
43-1011	First-Line Supervisors of Office and Administrative Support Workers	5,180	26.62	17.82	31.02	24.80
43-2011	Switchboard Operators, Including Answering Service	250	12.44	9.68	13.82	12.51
43-2021	Telephone Operators	60	14.00	11.29	15.36	13.70
43-3011	Bill and Account Collectors	1,270	16.19	12.37	18.11	15.96
43-3021	Billing and Posting Clerks	1,980	16.74	12.32	18.95	16.49

CODE	OCCUPATIONAL TITLES	Empl	(\$) Mean	(\$) Entry	(\$) Exp	(\$) Median
43-3031	Bookkeeping, Accounting, and Auditing Clerks	5,620	17.62	12.57	20.14	17.04
43-3051	Payroll and Timekeeping Clerks	430	19.45	14.45	21.95	19.72
43-3061	Procurement Clerks	210	17.47	12.84	19.79	17.49
43-3071	Tellers	1,920	12.18	9.96	13.29	11.76
43-4011	Brokerage Clerks	140	19.60	15.12	21.85	18.66
43-4021	Correspondence Clerks	NA	15.76	12.00	17.65	15.06
43-4031	Court, Municipal, and License Clerks	690	15.45	12.32	17.01	15.38
43-4041	Credit Authorizers, Checkers, and Clerks	1,090	18.96	15.62	20.64	18.37
43-4051	Customer Service Representatives	7,020	17.75	11.78	20.73	16.64
43-4061	Eligibility Interviewers, Government Programs	70	16.87	12.79	18.91	16.58
43-4071	File Clerks	670	13.55	9.29	15.68	13.21
43-4081	Hotel, Motel, and Resort Desk Clerks	730	10.16	8.17	11.16	9.60
43-4111	Interviewers, Except Eligibility and Loan	580	17.10	14.11	18.59	16.68
43-4121	Library Assistants, Clerical	350	9.83	7.95	10.78	9.16
43-4131	Loan Interviewers and Clerks	1,340	18.74	12.81	21.71	18.62
43-4141	New Accounts Clerks	210	17.31	13.32	19.31	15.93
43-4151	Order Clerks	500	14.49	10.12	16.67	13.55
43-4161	Human Resources Assistants, Except Payroll and Timekeeping	340	17.45	13.46	19.45	17.27
43-4171	Receptionists and Information Clerks	2,450	11.77	8.70	13.31	11.29
43-4199	Information and Record Clerks, All Other	NA	19.38	14.62	21.76	19.70
43-5011	Cargo and Freight Agents	30	19.63	15.85	21.52	19.46
43-5021	Couriers and Messengers	220	14.29	9.47	16.71	12.24
43-5031	Police, Fire, and Ambulance Dispatchers	210	19.06	15.14	21.02	18.44
43-5032	Dispatchers, Except Police, Fire, and Ambulance	570	17.14	11.89	19.77	16.05
43-5041	Meter Readers, Utilities	130	22.96	18.79	25.04	23.51
43-5051	Postal Service Clerks	220	25.43	24.45	25.92	25.53
43-5052	Postal Service Mail Carriers	990	24.25	19.77	26.50	25.97
43-5053	Postal Service Mail Sorters, Processors, and Processing Machine Operators	420	24.49	22.28	25.60	25.52
43-5061	Production, Planning, and Expediting Clerks	650	21.85	14.60	25.47	22.12
43-5071	Shipping, Receiving, and Traffic Clerks	1,980	14.88	10.02	17.32	14.30
43-5081	Stock Clerks and Order Fillers	4,490	11.25	8.14	12.80	10.26
43-5111	Weighers, Measurers, Checkers, and Samplers, Recordkeeping	210	13.22	9.29	15.19	12.26
43-6011	Executive Secretaries and Executive Administrative Assistants	1,950	25.03	19.07	28.01	24.87

CODE	OCCUPATIONAL TITLES	Empl	(\$)Mean	(\$)Entry	(\$)Exp	(\$)Median
43-6012	Legal Secretaries	1,020	25.28	17.70	29.07	25.20
43-6013	Medical Secretaries	4,520	15.29	11.64	17.12	15.27
43-6014	Secretaries and Admin. Assistants, Except Legal, Medical, and Executive	6,080	17.88	12.34	20.65	17.28
43-9011	Computer Operators	500	18.30	12.82	21.04	17.87
43-9021	Data Entry Keyers	940	14.16	11.12	15.68	13.76
43-9022	Word Processors and Typists	230	16.83	12.48	19.00	15.65
43-9031	Desktop Publishers	50	17.40	11.00	20.60	16.26
43-9041	Insurance Claims and Policy Processing Clerks	900	18.44	14.07	20.62	17.87
43-9051	Mail Clerks and Mail Machine Operators, Except Postal Service	430	12.65	8.42	14.76	11.80
43-9061	Office Clerks, General	8,380	12.99	8.55	15.21	12.23
43-9071	Office Machine Operators, Except Computer	340	12.20	8.73	13.93	11.37
43-9081	Proofreaders and Copy Markers	20	17.23	11.55	20.07	17.86
43-9111	Statistical Assistants	10	23.99	20.38	25.79	24.87
43-9799	Office and Administrative Support Workers, All Other*	650	17.18	11.37	20.09	17.32
45-0000	<u>Farming, Fishing, and Forestry Occupations</u>	740	16.68	10.86	19.59	16.38
45-1011	First-Line Supervisors of Farming, Fishing, and Forestry Workers	70	24.64	19.56	27.18	24.68
45-2011	Agricultural Inspectors	120	21.49	17.26	23.60	21.26
45-2091	Agricultural Equipment Operators	40	16.16	14.61	16.94	16.43
45-2092	Farmworkers and Laborers, Crop, Nursery, and Greenhouse	50	12.55	8.14	14.76	10.93
47-0000	<u>Construction and Extraction Occupations</u>	16,060	21.69	13.57	25.75	20.25
47-1011	First-Line Supervisors of Construction Trades and Extraction Workers	1,690	31.39	22.61	35.78	29.23
47-2011	Boilermakers	20	30.18	22.86	33.85	28.69
47-2021	Brickmasons and Blockmasons	310	23.07	18.76	25.23	23.10
47-2022	Stonemasons	NA	21.23	17.97	22.87	21.11
47-2031	Carpenters	2,010	19.66	13.81	22.59	18.61
47-2041	Carpet Installers	100	16.99	14.03	18.48	16.97
47-2042	Floor Layers, Except Carpet, Wood, and Hard Tiles	40	19.17	11.99	22.76	20.55
47-2044	Tile and Marble Setters	150	20.45	10.45	25.45	21.59
47-2051	Cement Masons and Concrete Finishers	450	20.69	14.36	23.86	19.77
47-2061	Construction Laborers	2,180	14.84	10.70	16.91	14.21
47-2071	Paving, Surfacing, and Tamping Equipment Operators	310	19.62	15.25	21.80	18.11

CODE	OCCUPATIONAL TITLES	Empl	(\$)Mean	(\$)Entry	(\$)Exp	(\$)Median
47-2072	Pile-Driver Operators	20	16.72	12.46	18.85	16.50
47-2073	Operating Engineers and Other Construction Equipment Operators	1,200	19.56	14.28	22.20	18.19
47-2081	Drywall and Ceiling Tile Installers	280	21.52	15.12	24.73	19.88
47-2111	Electricians	1,800	24.94	16.06	29.38	24.52
47-2121	Glaziers	NA	18.17	16.30	19.10	17.70
47-2131	Insulation Workers, Floor, Ceiling, and Wall	100	17.52	12.03	20.26	16.59
47-2132	Insulation Workers, Mechanical	NA	25.98	16.50	30.72	29.37
47-2141	Painters, Construction and Maintenance	560	17.66	12.33	20.32	17.43
47-2151	Pipelayers	130	17.71	13.22	19.96	16.92
47-2152	Plumbers, Pipefitters, and Steamfitters	NA	25.47	17.45	29.49	25.23
47-2161	Plasterers and Stucco Masons	NA	20.12	18.47	20.94	20.69
47-2171	Reinforcing Iron and Rebar Workers	90	31.44	22.38	35.97	33.21
47-2181	Roofers	230	18.81	13.40	21.51	17.38
47-2211	Sheet Metal Workers	540	25.02	16.68	29.18	25.83
47-2221	Structural Iron and Steel Workers	200	22.58	16.39	25.67	21.55
47-3011	Helpers--Brick-, Block-, Stonemasons, and Tile and Marble Setters	70	16.02	12.26	17.89	16.43
47-3012	Helpers--Carpenters	190	14.17	11.09	15.72	14.61
47-3013	Helpers--Electricians	150	14.15	9.84	16.30	13.88
47-3015	Helpers--Pipelayers, Plumbers, Pipefitters, and Steamfitters	180	13.02	10.23	14.41	11.86
47-3019	Helpers, Construction Trades, All Other	110	12.79	8.90	14.73	11.30
47-4011	Construction and Building Inspectors	370	23.20	17.10	26.25	22.83
47-4041	Hazardous Materials Removal Workers	100	17.90	15.65	19.02	17.26
47-4051	Highway Maintenance Workers	30	17.48	12.89	19.77	16.36
47-4061	Rail-Track Laying and Maintenance Equipment Operators	50	23.43	18.48	25.90	22.69
47-4071	Septic Tank Servicers and Sewer Pipe Cleaners	50	18.13	15.09	19.66	17.49
47-4799	Construction and Related Workers, All Other*	100	19.77	14.12	22.59	20.02
47-5021	Earth Drillers, Except Oil and Gas	40	17.05	12.90	19.12	17.07
49-0000	<u>Installation, Maintenance, and Repair Occupations</u>	14,740	21.71	13.56	25.79	20.74
49-1011	First-Line Supervisors of Mechanics, Installers, and Repairers	1,140	31.84	22.14	36.69	31.63
49-2011	Computer, Automated Teller, and Office Machine Repairers	370	16.06	10.10	19.04	15.68
49-2021	Radio, Cellular, and Tower Equipment Installers and Repairs	40	22.56	14.13	26.78	24.23

CODE	OCCUPATIONAL TITLES	Empl	(\$) Mean	(\$) Entry	(\$) Exp	(\$) Median
49-2022	Telecom. Equipment Installers and Repairers, Except Line Installers	280	23.92	18.41	26.68	23.19
49-2091	Avionics Technicians	60	25.71	21.72	27.71	26.72
49-2094	Electrical and Electronics Repairers, Commercial and Industrial Equipment	190	27.73	23.33	29.93	28.36
49-2095	Electrical and Electronics Repairers, Powerhouse, Substation, and Relay	290	32.52	29.77	33.90	32.99
49-2096	Electronic Equipment Installers and Repairers, Motor Vehicles	40	14.86	10.20	17.19	14.41
49-2097	Electronic Home Entertainment Equipment Installers and Repairers	130	17.82	11.93	20.77	16.70
49-2098	Security and Fire Alarm Systems Installers	180	23.31	17.96	25.99	23.03
49-3011	Aircraft Mechanics and Service Technicians	270	28.06	23.02	30.59	27.93
49-3021	Automotive Body and Related Repairers	350	19.22	13.07	22.29	17.89
49-3022	Automotive Glass Installers and Repairers	NA	15.92	13.44	17.15	15.36
49-3023	Automotive Service Technicians and Mechanics	1,870	19.92	13.58	23.08	18.78
49-3031	Bus and Truck Mechanics and Diesel Engine Specialists	450	21.37	15.77	24.17	21.75
49-3041	Farm Equipment Mechanics and Service Technicians	50	15.23	12.58	16.55	14.84
49-3042	Mobile Heavy Equipment Mechanics, Except Engines	350	20.84	15.60	23.46	20.31
49-3043	Rail Car Repairers	170	25.38	23.64	26.25	25.58
49-3051	Motorboat Mechanics and Service Technicians	80	18.62	14.62	20.62	17.82
49-3053	Outdoor Power Equipment and Other Small Engine Mechanics	170	15.30	11.72	17.09	15.09
49-3092	Recreational Vehicle Service Technicians	NA	13.54	10.34	15.14	12.79
49-3093	Tire Repairers and Changers	240	12.71	9.29	14.41	11.43
49-9011	Mechanical Door Repairers	NA	17.52	11.22	20.68	17.49
49-9012	Control and Valve Installers and Repairers, Except Mechanical Door	150	30.42	21.95	34.65	32.07
49-9021	Heating, Air Conditioning, and Refrigeration Mechanics and Installers	1,040	23.13	18.88	25.26	22.20
49-9031	Home Appliance Repairers	NA	17.90	12.82	20.44	16.78
49-9041	Industrial Machinery Mechanics	790	24.88	18.25	28.20	25.12
49-9043	Maintenance Workers, Machinery	480	19.01	13.53	21.75	17.66
49-9044	Millwrights	220	23.91	15.71	28.01	24.59
49-9051	Electrical Power-Line Installers and Repairers	360	33.07	25.58	36.82	33.65
49-9052	Telecommunications Line Installers and Repairers	550	25.82	15.56	30.95	29.26
49-9062	Medical Equipment Repairers	60	23.49	14.80	27.83	21.54
49-9069	Precision Instrument and Equipment Repairers, All Other	130	23.64	20.02	25.45	22.89
49-9071	Maintenance and Repair Workers, General	2,980	17.53	12.12	20.23	16.56

CODE	OCCUPATIONAL TITLES	Empl	(\$)Mean	(\$)Entry	(\$)Exp	(\$)Median
49-9091	Coin, Vending, and Amusement Machine Servicers and Repairers	130	16.02	12.45	17.81	14.55
49-9094	Locksmiths and Safe Repairers	60	18.72	9.49	23.34	16.51
49-9098	Helpers--Installation, Maintenance, and Repair Workers	330	12.22	9.18	13.73	11.43
49-9799	Installation, Maintenance, and Repair Workers, All Other*	350	18.67	11.51	22.25	19.42
51-0000	Production Occupations	21,460	15.74	9.72	18.75	13.26
51-1011	First-Line Supervisors of Production and Operating Workers	1,360	29.33	19.67	34.17	28.31
51-2022	Electrical and Electronic Equipment Assemblers	NA	16.39	14.20	17.49	16.51
51-2041	Structural Metal Fabricators and Fitters	170	20.63	15.10	23.39	20.21
51-2092	Team Assemblers	630	14.00	10.26	15.87	13.30
51-2099	Assemblers and Fabricators, All Other	550	11.92	8.88	13.44	11.37
51-3011	Bakers	370	12.00	8.28	13.85	12.13
51-3021	Butchers and Meat Cutters	220	17.12	12.03	19.67	17.86
51-3022	Meat, Poultry, and Fish Cutters and Trimmers	5,060	10.75	9.81	11.23	10.56
51-3023	Slaughterers and Meat Packers	420	10.26	9.04	10.87	10.36
51-3092	Food Batchmakers	310	15.80	9.40	19.00	17.45
51-4011	Computer-Controlled Machine Tool Operators, Metal and Plastic	80	16.74	14.85	17.69	16.68
51-4012	Comp. Numerically Controlled Mach. Tool Programmers, Metal and Plastic	10	22.57	18.04	24.83	21.85
51-4021	Extruding and Drawing Machine Operators and Tenders, Metal and Plastic	NA	14.46	11.14	16.12	14.11
51-4031	Cutting, Punching, and Press Machine Operators, Metal and Plastic	150	16.77	12.29	19.00	15.79
51-4032	Drilling and Boring Machine Tool Operators and Tenders, Metal and Plastic	50	13.36	12.36	13.87	13.48
51-4033	Grinding, Lapping, Polishing, Buffing Mach. Tool Operators, Metal and Plastic	90	15.06	10.29	17.45	15.54
51-4034	Lathe and Turning Machine Tool Operators, Metal and Plastic	20	13.97	11.33	15.29	13.80
51-4035	Milling and Planing Machine Operators and Tenders, Metal and Plastic	NA	19.87	14.95	22.33	19.45
51-4041	Machinists	510	23.76	16.71	27.29	24.83
51-4072	Molding, Coremaking, and Casting Machine Operators, Metal and Plastic	90	15.78	10.81	18.27	16.26
51-4111	Tool and Die Makers	NA	23.94	18.21	26.80	24.80
51-4121	Welders, Cutters, Solderers, and Brazers	420	21.07	15.81	23.70	19.01
51-4122	Welding, Soldering, and Brazing Machine Setters, Operators, and Tenders	10	16.62	11.36	19.24	18.03
51-5111	Prepress Technicians and Workers	60	20.07	12.07	24.07	17.15
51-5112	Printing Press Operators	300	20.55	13.15	24.26	19.91
51-5113	Print Binding and Finishing Workers	70	16.50	9.09	20.20	16.17

CODE	OCCUPATIONAL TITLES	Empl	(\$) Mean	(\$) Entry	(\$) Exp	(\$) Median
51-6011	Laundry and Dry-Cleaning Workers	760	9.77	8.22	10.55	9.21
51-6021	Pressers, Textile, Garment, and Related Materials	60	9.87	8.06	10.77	9.40
51-6052	Tailors, Dressmakers, and Custom Sewers	NA	15.39	12.10	17.04	16.05
51-6093	Upholsterers	30	15.40	10.41	17.89	13.28
51-7011	Cabinetmakers and Bench Carpenters	200	16.90	11.41	19.64	16.26
51-7021	Furniture Finishers	20	17.90	11.90	20.90	17.94
51-7042	Woodworking Machine Setters, Operators, and Tenders, Except Sawing	NA	9.95	7.99	10.93	9.20
51-8013	Power Plant Operators	120	34.58	28.29	37.72	34.99
51-8021	Stationary Engineers and Boiler Operators	40	25.82	22.11	27.68	26.91
51-8031	Water and Wastewater Treatment Plant and System Operators	280	20.87	14.71	23.95	21.46
51-8091	Chemical Plant and System Operators	100	27.58	22.23	30.26	27.41
51-8092	Gas Plant Operators	30	31.18	20.65	36.45	28.58
51-9011	Chemical Equipment Operators and Tenders	600	21.70	14.65	25.22	21.02
51-9012	Separating, Filtering, Clarifying, Precipitating, and Still Machine Operators	210	16.04	9.32	19.39	14.83
51-9021	Crushing, Grinding, and Polishing Machine Setters, Operators, and Tenders	70	12.31	8.05	14.44	10.49
51-9023	Mixing and Blending Machine Setters, Operators, and Tenders	70	20.01	14.29	22.87	20.49
51-9032	Cutting and Slicing Machine Setters, Operators, and Tenders	180	18.17	13.54	20.48	19.00
51-9041	Extruding, Forming, Pressing, and Compacting Machine Operators	260	16.39	13.06	18.06	15.46
51-9051	Furnace, Kiln, Oven, Drier, and Kettle Operators and Tenders	30	20.84	14.80	23.86	20.30
51-9061	Inspectors, Testers, Sorters, Samplers, and Weighers	NA	17.31	12.24	19.84	14.59
51-9071	Jewelers and Precious Stone and Metal Workers	NA	19.54	13.26	22.68	20.34
51-9081	Dental Laboratory Technicians	110	21.01	14.23	24.41	17.01
51-9082	Medical Appliance Technicians	20	16.46	14.90	17.24	16.70
51-9083	Ophthalmic Laboratory Technicians	20	12.78	10.04	14.15	10.94
51-9111	Packaging and Filling Machine Operators and Tenders	1,470	15.51	9.79	18.37	13.94
51-9121	Coating, Painting, and Spraying Machine Setters, Operators, and Tenders	40	19.20	14.06	21.77	18.51
51-9122	Painters, Transportation Equipment	140	19.81	14.28	22.58	18.66
51-9151	Photographic Process Workers and Processing Machine Operators	NA	9.89	8.35	10.66	9.07
51-9191	Adhesive Bonding Machine Operators and Tenders	30	12.15	9.81	13.32	12.35
51-9192	Cleaning, Washing, and Metal Pickling Equipment Operators and Tenders	140	10.36	9.06	11.02	10.38
51-9198	Helpers--Production Workers	730	10.91	8.19	12.27	10.81
51-9399	Production Workers, All Other*	100	13.34	10.01	15.00	12.56

CODE	OCCUPATIONAL TITLES	Empl	(\$) Mean	(\$) Entry	(\$) Exp	(\$) Median
53-0000	Transportation and Material Moving Occupations	23,600	15.59	9.09	18.84	13.78
53-1021	First-Line Supervisors of Helpers, Laborers, and Material Movers, Hand	440	24.16	16.67	27.90	22.94
53-1031	First-Line Supervisors of Transportation Vehicle Operators	530	25.35	17.59	29.23	24.26
53-2012	Commercial Pilots	70	98,689	65,096	115,485	99,897
53-3011	Ambulance Drivers and Attendants, Except Emergency Medical Technicians	100	11.42	10.30	11.98	11.20
53-3021	Bus Drivers, Transit and Intercity	400	17.30	12.28	19.81	16.49
53-3022	Bus Drivers, School or Special Client	2,120	13.97	10.79	15.57	13.63
53-3031	Driver/Sales Workers	980	12.82	8.19	15.13	12.22
53-3032	Heavy and Tractor-Trailer Truck Drivers	3,240	19.65	14.81	22.06	18.38
53-3033	Light Truck or Delivery Services Drivers	2,340	17.73	9.39	21.90	13.99
53-3041	Taxi Drivers and Chauffeurs	630	12.83	9.25	14.62	11.65
53-3099	Motor Vehicle Operators, All Other	320	15.11	9.46	17.93	13.03
53-5011	Sailors and Marine Oilers	60	14.38	10.07	16.54	14.00
53-5021	Captains, Mates, and Pilots of Water Vessels	70	39.07	24.61	46.31	29.65
53-6021	Parking Lot Attendants	430	10.33	8.24	11.38	9.80
53-6031	Automotive and Watercraft Service Attendants	190	9.52	8.11	10.22	9.09
53-6051	Transportation Inspectors	130	18.01	12.51	20.77	15.38
53-6099	Transportation Workers, All Other	30	14.56	9.96	16.85	13.30
53-7021	Crane and Tower Operators	160	24.66	17.36	28.30	22.23
53-7032	Excavating and Loading Machine and Dragline Operators	180	25.55	17.55	29.55	22.09
53-7051	Industrial Truck and Tractor Operators	990	15.03	10.72	17.18	14.20
53-7061	Cleaners of Vehicles and Equipment	1,240	11.05	8.09	12.52	10.20
53-7062	Laborers and Freight, Stock, and Material Movers, Hand	6,160	12.03	8.12	13.98	10.75
53-7064	Packers and Packagers, Hand	1,300	11.65	8.34	13.30	10.46
53-7081	Refuse and Recyclable Material Collectors	460	16.37	12.69	18.20	16.02

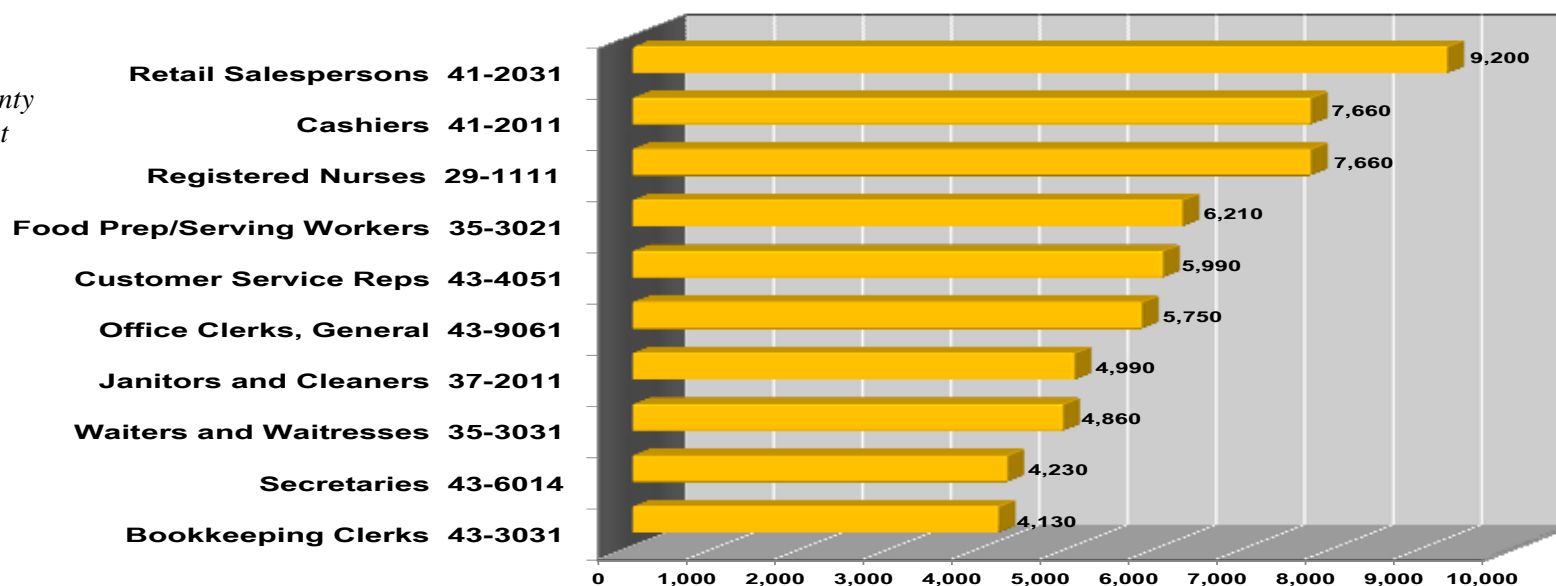
* The May 2010 OES estimates mark the first set of estimates based in part on data collected using the 2010 Standard Occupational Classification (SOC) system. Nearly all the occupations in this release are 2010 SOC occupations, however, some are not. In these cases, an estimate for a temporary occupation was created from data reported for one or more occupations in the 2000 SOC combined with data reported for one or more 2010 SOC occupations. Some occupations have the same title as a 2000 or 2010 SOC occupation, but not the same content. These occupations are marked with an asterisk (*). For a list of all occupations, including 2010 SOC occupations, and how data collected on two structures were combined, see the OES Frequently Asked Questions online at www.bls.gov/oes/oes_ques.htm#Ques41.



New Castle County

New Castle County Top Occupations

Figure 2- New Castle County occupations with the highest employment levels



New Castle County Highest Paid Occupations

CODE	OCCUPATIONAL TITLES	(\$) Mean	Empl
29-1064	Obstetricians and Gynecologists	114.83	60
29-1063	Internists, General	113.90	NA
11-1011	Chief Executives	109.20	250
29-1067	Surgeons	104.22	110
29-1021	Dentists, General	102.05	240
29-1066	Psychiatrists	93.54	70
29-1069	Physicians and Surgeons, All Other	88.63	1060
29-1065	Pediatricians, General	77.87	130
11-2022	Sales Managers	76.20	590
23-1011	Lawyers	74.58	2560

Figure 3 - New Castle County occupations with the highest mean hourly wage

CODE	OCCUPATIONAL TITLES	Empl	(\$)Mean	(\$)Entry	(\$)Exp	(\$)Median
00-0000	Total all occupations	272,700	24.88	10.39	32.12	19.07
11-0000	Management Occupations	13,400	64.05	37.38	77.39	57.79
11-1011	Chief Executives	250	109.20	N/A	N/A	N/A
11-1021	General and Operations Managers	2,860	68.15	37.99	83.24	57.00
11-2021	Marketing Managers	800	70.06	44.34	82.93	67.47
11-2022	Sales Managers	590	76.20	43.61	92.49	70.82
11-2031	Public Relations and Fundraising Managers	160	68.68	43.35	81.35	64.51
11-3011	Administrative Services Managers	520	50.37	36.28	57.42	46.43
11-3021	Computer and Information Systems Managers	1,360	68.06	48.22	77.97	65.97
11-3031	Financial Managers	2,040	67.62	45.01	78.93	62.00
11-3051	Industrial Production Managers	180	56.27	38.09	65.37	52.37
11-3061	Purchasing Managers	90	57.12	42.94	64.21	55.19
11-3071	Transportation, Storage, and Distribution Managers	190	60.92	43.98	69.39	59.92
11-3111	Compensation and Benefits Managers	60	57.21	37.21	67.21	55.63
11-3121	Human Resources Managers	220	64.75	44.36	74.94	58.30
11-3131	Training and Development Managers	120	61.69	42.28	71.40	60.64
11-9021	Construction Managers	420	51.34	35.37	59.32	45.85
11-9031	Education Administrators, Preschool and Child Care Center/Program	200	27.18	16.29	32.62	21.86
11-9032	Education Administrators, Elementary and Secondary School	370	104,079	86,815	112,711	107,865
11-9033	Education Administrators, Postsecondary	220	60.31	33.41	73.76	50.68
11-9039	Education Administrators, All Other	40	42.32	28.88	49.04	45.87
11-9041	Architectural and Engineering Managers	310	66.01	47.89	75.06	63.16
11-9051	Food Service Managers	150	36.16	27.18	40.65	34.23
11-9111	Medical and Health Services Managers	490	53.56	37.02	61.83	47.93
11-9131	Postmasters and Mail Superintendents	20	36.35	27.50	40.77	36.68
11-9141	Property, Real Estate, and Community Association Managers	220	34.99	21.35	41.81	31.56
11-9151	Social and Community Service Managers	380	31.44	24.39	34.96	30.98
11-9199	Managers, All Other	640	67.22	43.50	79.08	64.12
13-0000	Business and Financial Operations Occupations	19,140	34.41	20.82	41.20	31.44
13-1022	Wholesale and Retail Buyers, Except Farm Products	220	24.26	16.40	28.19	23.41
13-1023	Purchasing Agents, Except Wholesale, Retail, and Farm Products	570	34.98	22.53	41.21	33.01
13-1031	Claims Adjusters, Examiners, and Investigators	680	31.66	22.72	36.13	30.42

CODE	OCCUPATIONAL TITLES	Empl	(\$) Mean	(\$) Entry	(\$) Exp	(\$) Median
13-1032	Insurance Appraisers, Auto Damage	NA	29.51	25.51	31.51	30.16
13-1041	Compliance Officers, Except Agr., Const., Health and Safety, and Trans.	650	32.24	19.32	38.70	28.45
13-1051	Cost Estimators	560	32.54	20.47	38.58	31.79
13-1078	Human Resources, Training, and Labor Relations Specialists, All Other*	1,090	29.89	18.92	35.38	27.44
13-1081	Logisticians	360	41.18	30.12	46.71	38.84
13-1111	Management Analysts	1,520	39.94	22.90	48.45	38.01
13-1121	Meeting, Convention, and Event Planners*	180	23.14	15.96	26.72	21.97
13-1141	Compensation, Benefits, and Job Analysis Specialists	210	33.09	19.42	39.92	30.99
13-1151	Training and Development Specialists	710	30.28	18.07	36.38	29.02
13-1161	Market Research Analysts and Marketing Specialists*	1,890	39.60	23.32	47.74	35.75
13-1199	Business Operations Specialists, All Other*	880	29.97	19.76	35.07	27.52
13-2011	Accountants and Auditors	3,470	33.53	21.81	39.39	30.39
13-2021	Appraisers and Assessors of Real Estate	40	31.61	22.65	36.09	29.26
13-2031	Budget Analysts	80	33.68	25.42	37.81	34.49
13-2041	Credit Analysts	970	30.39	18.83	36.16	27.40
13-2051	Financial Analysts	2,070	39.42	25.31	46.48	38.12
13-2052	Personal Financial Advisors	900	39.79	21.94	48.71	35.71
13-2053	Insurance Underwriters	280	30.87	17.95	37.34	26.30
13-2061	Financial Examiners	120	44.33	28.12	52.43	39.98
13-2071	Credit Counselors	80	19.05	16.36	20.40	18.25
13-2072	Loan Officers	530	34.09	20.95	40.67	29.48
13-2082	Tax Preparers	160	15.85	9.64	18.96	12.32
13-2099	Financial Specialists, All Other	840	29.67	17.97	35.52	26.80
15-0000	Computer and Mathematical Occupations	11,250	39.38	24.92	46.61	38.10
15-1111	Computer and Information Research Scientists	100	42.43	29.50	48.90	41.34
15-1121	Computer Systems Analysts	2,130	40.82	29.16	46.65	40.00
15-1131	Computer Programmers	1,040	39.89	29.62	45.02	37.69
15-1132	Software Developers, Applications	1,940	46.29	30.83	54.02	43.56
15-1133	Software Developers, Systems Software	1,190	48.60	37.03	54.39	47.52
15-1141	Database Administrators	440	42.25	28.08	49.34	43.23
15-1142	Network and Computer Systems Administrators*	790	34.19	22.40	40.08	31.72
15-1150	Computer Support Specialists	2,120	26.00	18.14	29.94	24.83
15-1179	Info. Security Analysts, Web Developers, and Computer Network Architects	940	42.93	29.21	49.79	42.52

CODE	OCCUPATIONAL TITLES	Empl	(\$) Mean	(\$) Entry	(\$) Exp	(\$) Median
15-1799	Computer Occupations, All Other*	160	35.32	26.99	39.48	34.79
15-2011	Actuaries	90	53.96	37.75	62.07	51.42
15-2031	Operations Research Analysts	240	33.78	22.83	39.26	32.23
15-2041	Statisticians	70	43.74	23.73	53.74	47.15
17-0000	<u>Architecture and Engineering Occupations</u>	4,320	40.00	23.46	48.27	37.59
17-1011	Architects, Except Landscape and Naval	80	36.67	23.62	43.20	39.05
17-1022	Surveyors	70	36.40	25.23	41.98	36.09
17-2041	Chemical Engineers	630	57.65	40.70	66.13	60.06
17-2051	Civil Engineers	580	39.48	27.61	45.42	36.73
17-2061	Computer Hardware Engineers	30	40.38	30.39	45.38	39.03
17-2071	Electrical Engineers	430	43.47	31.86	49.28	44.39
17-2072	Electronics Engineers, Except Computer	NA	40.22	27.43	46.61	39.33
17-2081	Environmental Engineers	60	39.43	28.30	45.00	33.58
17-2111	Health and Safety Engineers, Except Mining	50	41.57	30.64	47.03	40.98
17-2112	Industrial Engineers	490	45.39	31.43	52.36	44.76
17-2131	Materials Engineers	20	42.01	33.73	46.15	42.12
17-2141	Mechanical Engineers	480	44.57	30.82	51.44	44.71
17-2199	Engineers, All Other	NA	45.63	37.14	49.88	47.69
17-3011	Architectural and Civil Drafters	170	24.29	16.45	28.22	25.08
17-3012	Electrical and Electronics Drafters	120	26.15	16.77	30.84	26.63
17-3013	Mechanical Drafters	170	26.31	17.88	30.53	26.08
17-3022	Civil Engineering Technicians	150	19.30	14.11	21.90	18.72
17-3023	Electrical and Electronic Engineering Technicians	190	24.54	17.50	28.06	24.89
17-3026	Industrial Engineering Technicians	NA	27.24	23.14	29.29	26.79
17-3027	Mechanical Engineering Technicians	120	23.98	15.63	28.15	24.65
17-3029	Engineering Technicians, Except Drafters, All Other	20	17.99	11.97	20.99	15.16
19-0000	<u>Life, Physical, and Social Science Occupations</u>	4,940	37.09	22.63	44.32	34.60
19-1012	Food Scientists and Technologists	NA	33.81	20.58	40.43	32.18
19-1013	Soil and Plant Scientists	70	24.48	17.33	28.05	25.24
19-1022	Microbiologists	100	28.67	19.69	33.16	28.29
19-2031	Chemists	2,180	43.17	31.19	49.16	40.21
19-2032	Materials Scientists	110	42.35	21.47	52.80	35.15

CODE	OCCUPATIONAL TITLES	Empl	(\$) Mean	(\$) Entry	(\$) Exp	(\$) Median
19-2041	Environmental Scientists and Specialists, Including Health	200	29.94	19.99	34.92	27.14
19-2042	Geoscientists, Except Hydrologists and Geographers	70	33.81	26.20	37.62	33.64
19-3011	Economists	20	39.50	31.24	43.63	37.22
19-3031	Clinical, Counseling, and School Psychologists	280	35.29	21.44	42.22	36.11
19-3051	Urban and Regional Planners	100	32.71	23.53	37.30	30.53
19-4021	Biological Technicians	210	20.86	15.07	23.75	20.96
19-4031	Chemical Technicians	590	26.75	21.16	29.55	27.47
19-4061	Social Science Research Assistants	40	16.35	13.09	17.98	13.80
19-4091	Environmental Science and Protection Technicians, Including Health	50	19.57	13.58	22.57	18.89
19-4099	Life, Physical, and Social Science Technicians, All Other	NA	23.17	18.95	25.27	23.73
21-0000	<u>Community and Social Services Occupations</u>	4,030	20.49	13.53	23.96	19.16
21-1011	Substance Abuse and Behavioral Disorder Counselors	220	18.29	16.16	19.35	17.55
21-1012	Educational, Vocational, and School Counselors	580	28.75	20.09	33.08	27.99
21-1013	Marriage and Family Therapists	140	24.27	21.65	25.57	24.14
21-1014	Mental Health Counselors	NA	17.13	12.33	19.54	16.21
21-1015	Rehabilitation Counselors	360	15.98	12.38	17.78	15.15
21-1019	Counselors, All Other	NA	23.00	16.68	26.17	20.79
21-1021	Child, Family, and School Social Workers	410	20.03	14.62	22.74	19.36
21-1022	Healthcare Social Workers	480	22.56	17.29	25.20	21.29
21-1023	Mental Health and Substance Abuse Social Workers	300	21.55	15.90	24.37	21.07
21-1029	Social Workers, All Other	40	30.22	22.94	33.86	32.11
21-1091	Health Educators	90	29.82	20.26	34.61	30.01
21-1093	Social and Human Service Assistants	480	13.09	10.18	14.55	12.09
21-1798	Community and Social Service Specialists, All Other*	270	17.02	11.59	19.73	16.37
21-2011	Clergy	40	23.87	16.51	27.55	23.33
23-0000	<u>Legal Occupations</u>	3,970	57.77	23.63	74.84	50.59
23-1011	Lawyers	2,560	74.58	42.92	90.41	73.90
23-1012	Judicial Law Clerks	80	20.90	15.80	23.45	21.29
23-2011	Paralegals and Legal Assistants*	1,010	25.67	18.11	29.45	23.13
23-2091	Court Reporters	50	27.08	15.18	33.03	31.84
23-2093	Title Examiners, Abstractors, and Searchers	NA	20.86	13.30	24.65	18.24
23-2099	Legal Support Workers, All Other	70	23.84	17.41	27.05	23.35

CODE	OCCUPATIONAL TITLES	Empl	(\$)Mean	(\$)Entry	(\$)Exp	(\$)Median
25-0000	<u>Education, Training, and Library Occupations</u>	15,250	25.22	13.35	31.15	24.28
25-1081	Education Teachers, Postsecondary	180	68,835	57,712	74,396	69,354
25-1194	Vocational Education Teachers, Postsecondary	130	23.81	16.68	27.38	21.90
25-2011	Preschool Teachers, Except Special Education	1,510	12.51	9.53	13.99	11.31
25-2012	Kindergarten Teachers, Except Special Education	290	53,940	39,661	61,079	51,349
25-2021	Elementary School Teachers, Except Special Education	2,780	56,564	39,988	64,852	55,111
25-2022	Middle School Teachers, Except Special and Career/Tech. Education	1,120	53,872	38,797	61,409	51,443
25-2031	Secondary School Teachers, Except Special and Career/Tech. Education	1,690	55,269	35,645	65,081	54,033
25-2041	Special Education Teachers, Preschool, Kindergarten, and Elem. School*	740	62,091	44,430	70,921	60,502
25-2054	Special Education Teachers, Secondary School	NA	62,784	44,143	72,104	62,407
25-3011	Adult Basic and Secondary Education and Literacy Teachers and Instructors	140	22.80	13.44	27.48	22.00
25-3021	Self-Enrichment Education Teachers	240	17.95	9.44	22.21	13.12
25-3999	Teachers and Instructors, All Other*	710	46,003	22,963	57,522	47,452
25-4011	Archivists	10	23.42	19.96	25.15	23.75
25-4012	Curators	NA	24.46	15.90	28.74	23.45
25-4013	Museum Technicians and Conservators	30	19.75	15.15	22.06	18.89
25-4021	Librarians	300	34.03	24.41	38.84	35.92
25-4031	Library Technicians	180	19.38	14.66	21.74	18.59
25-9031	Instructional Coordinators	390	31.97	23.27	36.32	32.13
25-9041	Teacher Assistants	1,940	29,859	18,854	35,361	28,489
25-9099	Education, Training, and Library Workers, All Other	NA	23.93	13.35	29.22	21.14
27-0000	<u>Arts, Design, Entertainment, Sports, and Media Occupations</u>	2,400	NA	NA	NA	NA
27-1011	Art Directors	40	37.19	24.69	43.44	35.45
27-1023	Floral Designers	90	12.45	9.32	14.02	12.70
27-1024	Graphic Designers	290	25.57	16.96	29.87	25.95
27-1025	Interior Designers	100	26.54	14.42	32.61	25.65
27-1026	Merchandise Displayers and Window Trimmers	130	14.63	12.19	15.84	13.86
27-1027	Set and Exhibit Designers	20	17.11	13.05	19.13	14.22
27-2012	Producers and Directors	40	29.01	15.58	35.73	25.65
27-2022	Coaches and Scouts	320	35,642	19,299	43,814	27,609
27-2032	Choreographers	NA	17.80	13.40	20.01	15.06

CODE	OCCUPATIONAL TITLES	Empl	(\$) Mean	(\$) Entry	(\$) Exp	(\$) Median
27-2041	Music Directors and Composers	30	37.66	14.63	49.18	22.64
27-3012	Public Address System and Other Announcers	NA	13.17	8.13	15.69	10.15
27-3031	Public Relations Specialists	400	28.72	18.57	33.79	25.72
27-3041	Editors	150	33.48	21.74	39.36	31.75
27-3042	Technical Writers	120	31.36	20.40	36.85	29.98
27-3043	Writers and Authors	80	30.05	16.92	36.61	25.90
27-3091	Interpreters and Translators	10	23.93	19.68	26.05	24.13
27-4011	Audio and Video Equipment Technicians	70	22.87	15.57	26.52	20.36
27-4014	Sound Engineering Technicians	10	19.73	11.05	24.06	16.73
27-4021	Photographers	120	15.92	8.41	19.68	11.88
27-4099	Media and Communication Equipment Workers, All Other	NA	36.36	29.84	39.62	37.29
29-0000	Healthcare Practitioners and Technical Occupations	18,400	39.16	20.48	48.50	32.87
29-1011	Chiropractors	40	60.51	32.05	74.73	50.73
29-1021	Dentists, General	240	102.05	64.96	120.60	N/A
29-1031	Dietitians and Nutritionists	100	28.94	23.13	31.84	28.86
29-1041	Optometrists	80	47.95	35.11	54.37	46.02
29-1051	Pharmacists	400	57.65	49.78	61.59	59.27
29-1062	Family and General Practitioners	300	73.21	53.83	82.90	73.89
29-1063	Internists, General	NA	113.90	N/A	N/A	N/A
29-1064	Obstetricians and Gynecologists	60	114.83	N/A	N/A	N/A
29-1065	Pediatricians, General	130	77.87	56.12	88.75	69.90
29-1066	Psychiatrists	70	93.54	49.60	115.51	N/A
29-1067	Surgeons	110	104.22	68.37	122.14	N/A
29-1069	Physicians and Surgeons, All Other	1,060	88.63	30.21	117.84	N/A
29-1071	Physician Assistants	240	44.72	38.46	47.85	44.12
29-1081	Podiatrists	60	67.13	56.89	72.25	65.46
29-1111	Registered Nurses*	7,660	35.61	28.41	39.21	34.50
29-1122	Occupational Therapists	200	37.87	30.04	41.79	36.74
29-1123	Physical Therapists	440	39.78	31.62	43.86	37.20
29-1125	Recreational Therapists	50	18.60	14.41	20.69	17.21
29-1126	Respiratory Therapists	300	29.71	24.98	32.07	30.03
29-1127	Speech-Language Pathologists	250	37.34	24.39	43.82	38.50

CODE	OCCUPATIONAL TITLES	Empl	(\$) Mean	(\$) Entry	(\$) Exp	(\$) Median
29-1128	Therapists, All Other*	30	22.43	14.04	26.62	18.64
29-1131	Veterinarians	140	45.83	34.84	51.33	45.35
29-1181	Audiologists	40	39.89	29.66	45.01	41.18
29-2011	Medical and Clinical Laboratory Technologists	290	30.39	25.39	32.89	30.82
29-2012	Medical and Clinical Laboratory Technicians	180	22.15	16.72	24.86	22.26
29-2021	Dental Hygienists	430	36.15	31.19	38.63	36.29
29-2031	Cardiovascular Technologists and Technicians	190	25.10	16.55	29.37	23.26
29-2032	Diagnostic Medical Sonographers	70	32.38	26.41	35.36	32.29
29-2033	Nuclear Medicine Technologists	70	33.11	28.18	35.57	33.62
29-2037	Radiologic Technologists and Technicians*	460	29.72	23.33	32.91	30.60
29-2041	Emergency Medical Technicians and Paramedics	510	19.28	14.46	21.69	17.42
29-2051	Dietetic Technicians	40	15.06	11.41	16.89	15.41
29-2052	Pharmacy Technicians	640	13.00	8.92	15.04	12.16
29-2056	Veterinary Technologists and Technicians	220	16.90	12.22	19.24	15.90
29-2061	Licensed Practical and Licensed Vocational Nurses	1,380	23.97	20.22	25.85	24.19
29-2071	Medical Records and Health Information Technicians	290	17.33	11.51	20.24	17.15
29-2081	Opticians, Dispensing	220	16.87	10.83	19.90	16.40
29-2799	Health Technologists and Technicians, All Other*	400	18.79	14.33	21.02	18.89
29-9011	Occupational Health and Safety Specialists	300	34.73	22.61	40.79	32.52
29-9091	Athletic Trainers	120	36,227	29,173	39,755	35,090
29-9799	Healthcare Practitioners and Technical Workers, All Other*	30	35.62	21.34	42.77	36.49
31-0000	Healthcare Support Occupations	7,120	14.14	10.75	15.83	13.46
31-1011	Home Health Aides	1,420	11.84	9.84	12.84	11.76
31-1012	Nursing Aides, Orderlies, and Attendants*	3,240	13.45	11.51	14.42	13.32
31-2011	Occupational Therapist Assistants	30	28.08	21.57	31.33	29.80
31-2021	Physical Therapist Assistants	90	26.25	20.41	29.16	25.13
31-2022	Physical Therapist Aides	200	10.11	7.94	11.20	9.28
31-9011	Massage Therapists	30	29.26	14.74	36.52	32.89
31-9091	Dental Assistants	600	17.17	12.42	19.55	16.72
31-9092	Medical Assistants	990	14.99	11.30	16.84	14.73
31-9093	Medical Equipment Preparers	120	17.50	15.07	18.71	17.10

CODE	OCCUPATIONAL TITLES	Empl	(\$) Mean	(\$) Entry	(\$) Exp	(\$) Median
31-9094	Medical Transcriptionists	100	18.71	15.49	20.32	19.04
31-9095	Pharmacy Aides	NA	8.77	8.10	9.11	8.60
31-9096	Veterinary Assistants and Laboratory Animal Caretakers	NA	13.73	8.64	16.27	11.21
31-9799	Healthcare Support Workers, All Other*	190	18.48	15.60	19.92	18.20
33-0000	Protective Service Occupations	5,990	18.53	10.07	22.76	14.96
33-1012	First-Line Supervisors of Police and Detectives	160	43.49	36.34	47.06	42.59
33-1099	First-Line Supervisors of Protective Service Workers, All Other	240	19.47	13.37	22.52	19.51
33-2011	Firefighters	250	23.07	16.33	26.44	24.07
33-2021	Fire Inspectors and Investigators	70	21.05	14.78	24.18	20.77
33-3021	Detectives and Criminal Investigators	60	49.02	30.76	58.15	54.20
33-3051	Police and Sheriff's Patrol Officers	1,050	30.86	24.04	34.27	30.82
33-9021	Private Detectives and Investigators	20	30.44	20.67	35.32	27.39
33-9032	Security Guards	2,780	12.56	9.29	14.20	11.67
33-9091	Crossing Guards	270	14.10	11.23	15.53	14.59
33-9092	Lifeguards, Ski Patrol, and Other Recreational Protective Service Workers	190	8.71	8.14	8.99	8.67
33-9099	Protective Service Workers, All Other*	120	14.99	9.68	17.64	13.58
35-0000	Food Preparation and Serving-Related Occupations	22,050	10.65	8.12	11.92	9.40
35-1011	Chefs and Head Cooks	90	22.91	18.38	25.18	21.55
35-1012	First-Line Supervisors of Food Preparation and Serving Workers	1,660	17.86	11.84	20.87	17.23
35-2011	Cooks, Fast Food	240	8.45	8.35	8.49	8.51
35-2012	Cooks, Institution and Cafeteria	1,360	13.98	11.60	15.17	13.80
35-2014	Cooks, Restaurant	2,280	11.03	8.32	12.39	10.35
35-2015	Cooks, Short Order	70	10.12	8.02	11.18	10.16
35-2019	Cooks, All Other	NA	9.13	8.09	9.64	8.55
35-2021	Food Preparation Workers	760	9.81	8.10	10.66	9.50
35-3011	Bartenders	1,010	10.62	8.10	11.89	9.63
35-3021	Combined Food Preparation and Serving Workers, Including Fast Food	6,210	8.82	8.13	9.16	8.61
35-3022	Counter Attendants, Cafeteria, Food Concession, and Coffee Shop	420	10.29	8.57	11.15	10.30
35-3031	Waiters and Waitresses	4,860	10.48	8.11	11.67	10.03
35-3041	Food Servers, Nonrestaurant	260	11.43	8.95	12.67	11.98

CODE	OCCUPATIONAL TITLES	Empl	(\$) Mean	(\$) Entry	(\$) Exp	(\$) Median
35-9011	Dining Room and Cafeteria Attendants and Bartender Helpers	570	8.45	8.02	8.67	8.53
35-9021	Dishwashers	1,130	9.23	8.08	9.80	8.97
35-9031	Hosts and Hostesses, Restaurant, Lounge, and Coffee Shop	1,010	8.46	8.07	8.66	8.52
35-9099	Food Preparation and Serving Related Workers, All Other	NA	12.53	8.08	14.76	9.35
37-0000	<u>Building and Grounds Cleaning and Maintenance Occupations</u>	8,330	12.99	8.46	15.25	11.73
37-1011	First-Line Supervisors of Housekeeping and Janitorial Workers	250	21.18	13.35	25.09	20.25
37-1012	First-Line Supervisors of Landscaping and Lawn Workers	170	26.58	21.74	29.00	26.58
37-2011	Janitors and Cleaners, Except Maids and Housekeeping Cleaners	4,990	12.69	8.30	14.89	11.82
37-2012	Maids and Housekeeping Cleaners	1,040	9.80	8.10	10.64	9.46
37-2019	Building Cleaning Workers, All Other	NA	16.82	12.35	19.05	17.36
37-2021	Pest Control Workers	100	17.57	11.91	20.40	18.43
37-3011	Landscaping and Groundskeeping Workers	1,710	12.79	9.37	14.50	12.06
37-3013	Tree Trimmers and Pruners	10	21.69	18.43	23.32	21.48
37-3019	Grounds Maintenance Workers, All Other	NA	22.89	12.68	27.99	27.63
39-0000	<u>Personal Care and Service Occupations</u>	6,010	12.54	8.09	14.76	10.82
39-1021	First-Line Supervisors of Personal Service Workers	370	18.77	12.00	22.15	17.89
39-2011	Animal Trainers	40	19.19	14.43	21.57	18.56
39-2021	Nonfarm Animal Caretakers	520	11.62	7.98	13.44	9.25
39-3031	Ushers, Lobby Attendants, and Ticket Takers	180	8.40	8.04	8.59	8.49
39-3091	Amusement and Recreation Attendants	570	8.75	8.02	9.12	8.61
39-3092	Costume Attendants	10	13.19	10.91	14.33	13.13
39-4021	Funeral Attendants	NA	13.05	8.47	15.34	12.29
39-4831	Funeral service managers, directors, morticians, and undertakers	50	31.18	18.14	37.70	24.95
39-5012	Hairdressers, Hairstylists, and Cosmetologists	910	13.88	8.14	16.75	11.45
39-5092	Manicurists and Pedicurists	170	12.43	9.46	13.91	12.52
39-5093	Shampooers	190	8.61	8.08	8.88	8.62
39-6011	Baggage Porters and Bellhops	10	9.02	8.00	9.53	8.71
39-7011	Tour Guides and Escorts	410	12.47	10.78	13.31	12.81
39-9011	Childcare Workers	670	9.30	8.14	9.87	8.90
39-9021	Personal Care Aides	330	10.60	9.31	11.25	10.51

CODE	OCCUPATIONAL TITLES	Empl	(\$) Mean	(\$) Entry	(\$) Exp	(\$) Median
39-9031	Fitness Trainers and Aerobics Instructors	700	14.90	10.12	17.30	14.03
39-9032	Recreation Workers	430	12.43	8.68	14.31	12.02
39-9041	Residential Advisors	100	13.46	7.95	16.22	10.77
39-9099	Personal Care and Service Workers, All Other	70	11.21	8.07	12.78	10.47
41-0000	Sales and Related Occupations	30,900	19.54	8.40	25.10	13.46
41-1011	First-Line Supervisors of Retail Sales Workers	2,750	21.29	14.96	24.45	20.01
41-1012	First-Line Supervisors of Non-Retail Sales Workers	520	40.91	23.19	49.77	37.99
41-2011	Cashiers	7,660	10.04	8.20	10.95	9.13
41-2021	Counter and Rental Clerks	630	14.51	8.33	17.61	12.04
41-2022	Parts Salespersons	450	14.77	9.38	17.46	13.12
41-2031	Retail Salespersons	9,200	11.60	8.20	13.30	9.73
41-3011	Advertising Sales Agents	170	29.14	14.01	36.70	21.48
41-3021	Insurance Sales Agents	960	27.36	15.44	33.32	23.38
41-3031	Securities, Commodities, and Financial Services Sales Agents	1,620	51.88	23.67	65.98	45.09
41-3041	Travel Agents	120	15.81	11.37	18.03	14.66
41-3099	Sales Representatives, Services, All Other	1,910	32.70	16.98	40.56	29.02
41-4011	Sales Reps., Wholesale and Manuf., Technical and Scientific Products	1,200	42.10	25.10	50.60	36.89
41-4012	Sales Reps., Wholesale and Manuf., Except Tech. and Scientific Products	2,050	28.33	18.32	33.34	24.35
41-9011	Demonstrators and Product Promoters	210	15.49	12.34	17.06	15.47
41-9022	Real Estate Sales Agents	440	23.07	13.89	27.66	20.64
41-9031	Sales Engineers	NA	52.30	36.04	60.43	48.34
41-9041	Telemarketers	350	14.10	10.23	16.04	14.08
41-9091	Door-to-Door Sales Workers, News/Street Vendors, and Related Workers	110	9.79	8.46	10.45	9.41
41-9799	Sales and Related Workers, All Other*	270	25.70	12.09	32.50	23.55
43-0000	Office and Administrative Support Occupations	51,350	17.67	10.98	21.01	16.62
43-1011	First-Line Supervisors of Office and Administrative Support Workers	3,960	27.88	18.68	32.48	25.96
43-2011	Switchboard Operators, Including Answering Service	170	12.75	9.79	14.23	12.83
43-3011	Bill and Account Collectors	1,090	16.36	12.62	18.23	16.15
43-3021	Billing and Posting Clerks	1,520	16.95	12.76	19.05	16.82
43-3031	Bookkeeping, Accounting, and Auditing Clerks	4,130	18.10	13.13	20.59	17.62
43-3051	Payroll and Timekeeping Clerks	310	20.45	16.10	22.63	20.43
43-3061	Procurement Clerks	130	18.26	13.27	20.76	18.97
43-3071	Tellers	1,330	12.33	9.99	13.51	11.98

CODE	OCCUPATIONAL TITLES	Empl	(\$) Mean	(\$) Entry	(\$) Exp	(\$) Median
43-4011	Brokerage Clerks	140	19.60	15.12	21.85	18.66
43-4021	Correspondence Clerks	NA	15.76	12.00	17.65	15.06
43-4031	Court, Municipal, and License Clerks	340	15.41	12.10	17.06	15.20
43-4041	Credit Authorizers, Checkers, and Clerks	1,060	19.06	15.81	20.68	18.41
43-4051	Customer Service Representatives	5,990	18.54	12.68	21.48	17.34
43-4071	File Clerks	540	13.54	9.11	15.75	13.24
43-4081	Hotel, Motel, and Resort Desk Clerks	260	10.04	8.17	10.98	9.84
43-4111	Interviewers, Except Eligibility and Loan	400	17.64	15.29	18.82	17.07
43-4121	Library Assistants, Clerical	280	9.66	7.92	10.53	9.07
43-4131	Loan Interviewers and Clerks	1,170	19.41	13.48	22.37	19.47
43-4141	New Accounts Clerks	170	17.79	13.33	20.01	16.29
43-4151	Order Clerks	300	14.66	10.98	16.50	13.65
43-4161	Human Resources Assistants, Except Payroll and Timekeeping	190	18.22	13.65	20.51	18.28
43-4171	Receptionists and Information Clerks	1,810	12.03	8.68	13.70	11.58
43-4181	Reservation and Transportation Ticket Agents and Travel Clerks	50	14.11	10.55	15.90	14.07
43-4199	Information and Record Clerks, All Other	150	19.45	14.85	21.75	19.26
43-5021	Couriers and Messengers	190	14.69	9.32	17.38	12.50
43-5031	Police, Fire, and Ambulance Dispatchers	140	20.05	15.67	22.24	19.72
43-5032	Dispatchers, Except Police, Fire, and Ambulance	420	17.45	12.21	20.07	16.16
43-5041	Meter Readers, Utilities	90	23.25	19.78	24.99	23.42
43-5051	Postal Service Clerks	130	25.44	24.70	25.81	25.53
43-5052	Postal Service Mail Carriers	580	25.26	22.42	26.67	26.69
43-5053	Postal Service Mail Sorters, Processors, and Processing Machine Operators	390	24.81	23.23	25.60	25.52
43-5061	Production, Planning, and Expediting Clerks	450	22.20	14.67	25.96	22.84
43-5071	Shipping, Receiving, and Traffic Clerks	1,420	14.47	9.73	16.84	13.93
43-5081	Stock Clerks and Order Fillers	2,850	11.23	8.11	12.79	10.20
43-6011	Executive Secretaries and Executive Administrative Assistants	1,630	25.58	19.58	28.58	25.42
43-6012	Legal Secretaries	930	25.76	18.30	29.49	25.70
43-6013	Medical Secretaries	3,100	16.11	12.43	17.95	16.18
43-6014	Secretaries and Admin. Assistants, Except Legal, Medical, and Executive	4,230	18.75	13.04	21.61	18.01
43-9011	Computer Operators	460	18.51	13.08	21.22	18.01
43-9021	Data Entry Keyers	710	14.42	11.31	15.98	13.99
43-9022	Word Processors and Typists	140	17.05	12.37	19.39	15.86
43-9031	Desktop Publishers	30	19.41	11.54	23.34	20.43
43-9041	Insurance Claims and Policy Processing Clerks	720	18.90	14.46	21.12	18.33

CODE	OCCUPATIONAL TITLES	Empl	(\$) <u>Mean</u>	(\$) <u>Entry</u>	(\$) <u>Exp</u>	(\$) <u>Median</u>
43-9051	Mail Clerks and Mail Machine Operators, Except Postal Service	400	12.66	8.37	14.81	11.70
43-9061	Office Clerks, General	5,750	13.20	8.55	15.52	12.37
43-9071	Office Machine Operators, Except Computer	310	12.18	8.65	13.94	11.17
43-9081	Proofreaders and Copy Markers	10	19.43	15.91	21.20	19.73
43-9799	Office and Administrative Support Workers, All Other*	460	17.34	11.11	20.46	17.77
45-0000	<u>Farming, Fishing, and Forestry Occupations</u>	NA	NA	NA	NA	NA
45-2093	Farmworkers, Farm, Ranch, and Aquacultural Animals	NA	10.97	7.96	12.47	10.07
47-0000	<u>Construction and Extraction Occupations</u>	10,920	22.83	14.25	27.13	21.61
47-1011	First-Line Supervisors of Construction Trades and Extraction Workers	1,200	32.24	24.00	36.36	30.50
47-2011	Boilermakers	20	30.51	23.29	34.11	28.98
47-2021	Brickmasons and Blockmasons	200	25.24	21.77	26.98	25.41
47-2022	Stonemasons	NA	21.65	18.53	23.21	21.49
47-2031	Carpenters	1,180	21.43	15.54	24.38	20.47
47-2041	Carpet Installers	NA	17.43	14.17	19.06	17.29
47-2044	Tile and Marble Setters	140	20.50	10.38	25.56	21.84
47-2051	Cement Masons and Concrete Finishers	330	21.72	14.54	25.31	20.84
47-2061	Construction Laborers	1,580	15.27	10.98	17.42	14.93
47-2071	Paving, Surfacing, and Tamping Equipment Operators	240	20.40	15.97	22.61	18.62
47-2073	Operating Engineers and Other Construction Equipment Operators	750	21.10	14.94	24.17	20.22
47-2081	Drywall and Ceiling Tile Installers	170	22.69	16.15	25.96	21.52
47-2111	Electricians	1,290	26.22	16.82	30.92	26.14
47-2132	Insulation Workers, Mechanical	NA	25.98	16.50	30.72	29.37
47-2141	Painters, Construction and Maintenance	440	18.77	14.15	21.08	18.16
47-2151	Pipelayers	NA	17.80	14.46	19.48	17.23
47-2152	Plumbers, Pipefitters, and Steamfitters	NA	26.52	18.20	30.68	26.69
47-2181	Roofers	190	19.68	15.07	21.99	17.97
47-2211	Sheet Metal Workers	290	25.62	15.71	30.58	26.80
47-2221	Structural Iron and Steel Workers	160	22.89	17.83	25.42	21.72
47-3011	Helpers--Brick-, Block-, Stonemasons, and Tile and Marble Setters	60	16.94	14.67	18.07	16.89
47-3012	Helpers--Carpenters	100	14.55	11.31	16.17	15.33
47-3013	Helpers--Electricians	80	14.45	9.95	16.71	14.32

CODE	OCCUPATIONAL TITLES	Empl	(\$) Mean	(\$) Entry	(\$) Exp	(\$) Median
47-3015	Helpers--Pipelayers, Plumbers, Pipefitters, and Steamfitters	90	13.30	10.07	14.92	12.65
47-3019	Helpers, Construction Trades, All Other	70	11.80	8.68	13.35	10.90
47-4011	Construction and Building Inspectors	250	24.23	18.71	27.00	23.60
47-4041	Hazardous Materials Removal Workers	90	17.45	15.71	18.32	17.08
47-4799	Construction and Related Workers, All Other*	60	20.52	13.99	23.78	20.77
49-0000	Installation, Maintenance, and Repair Occupations	9,060	22.27	13.81	26.51	21.55
49-1011	First-Line Supervisors of Mechanics, Installers, and Repairers	640	33.19	23.28	38.14	32.48
49-2011	Computer, Automated Teller, and Office Machine Repairers	300	15.40	9.74	18.24	15.23
49-2021	Radio, Cellular, and Tower Equipment Installers and Repairs	40	23.00	15.01	27.00	24.47
49-2022	Telecom. Equipment Installers and Repairers, Except Line Installers	150	26.30	20.18	29.35	26.62
49-2091	Avionics Technicians	NA	26.10	22.81	27.75	26.46
49-2094	Electrical and Electronics Repairers, Commercial and Industrial Equipment	120	28.54	24.64	30.48	28.87
49-2095	Electrical and Electronics Repairers, Powerhouse, Substation, and Relay	280	32.49	30.00	33.74	32.97
49-2096	Electronic Equipment Installers and Repairers, Motor Vehicles	NA	14.78	9.84	17.25	14.56
49-2097	Electronic Home Entertainment Equipment Installers and Repairers	110	18.88	12.87	21.89	17.70
49-2098	Security and Fire Alarm Systems Installers	150	23.69	18.47	26.30	23.29
49-3011	Aircraft Mechanics and Service Technicians	120	28.43	20.66	32.32	27.69
49-3021	Automotive Body and Related Repairers	240	18.48	12.71	21.37	17.51
49-3022	Automotive Glass Installers and Repairers	NA	15.92	13.44	17.15	15.36
49-3023	Automotive Service Technicians and Mechanics	1,200	21.62	14.61	25.13	21.93
49-3031	Bus and Truck Mechanics and Diesel Engine Specialists	240	22.64	18.37	24.77	22.60
49-3042	Mobile Heavy Equipment Mechanics, Except Engines	190	21.21	16.14	23.75	20.89
49-3051	Motorboat Mechanics and Service Technicians	30	19.45	13.81	22.27	19.72
49-3053	Outdoor Power Equipment and Other Small Engine Mechanics	NA	15.49	11.00	17.73	15.44
49-3093	Tire Repairers and Changers	150	14.12	9.82	16.26	13.32
49-9011	Mechanical Door Repairers	NA	16.47	10.83	19.29	16.12
49-9012	Control and Valve Installers and Repairers, Except Mechanical Door	90	29.54	23.25	32.69	31.32
49-9021	Heating, Air Conditioning, and Refrigeration Mechanics and Installers	680	23.98	19.86	26.03	22.83
49-9031	Home Appliance Repairers	NA	18.26	11.71	21.54	16.58
49-9041	Industrial Machinery Mechanics	480	26.36	19.76	29.66	26.62
49-9043	Maintenance Workers, Machinery	NA	17.33	13.13	19.44	16.36
49-9044	Millwrights	160	25.41	17.83	29.20	26.14

CODE	OCCUPATIONAL TITLES	Empl	(\$) Mean	(\$) Entry	(\$) Exp	(\$) Median
49-9051	Electrical Power-Line Installers and Repairers	210	32.98	26.01	36.46	32.99
49-9052	Telecommunications Line Installers and Repairers	300	24.86	15.76	29.41	25.62
49-9062	Medical Equipment Repairers	50	25.10	16.45	29.43	22.86
49-9069	Precision Instrument and Equipment Repairers, All Other	NA	23.25	20.35	24.69	22.79
49-9071	Maintenance and Repair Workers, General	1,810	18.27	12.22	21.29	17.01
49-9091	Coin, Vending, and Amusement Machine Servicers and Repairers	60	14.37	12.68	15.21	13.39
49-9094	Locksmiths and Safe Repairers	50	20.23	10.96	24.86	17.54
49-9098	Helpers--Installation, Maintenance, and Repair Workers	220	12.80	9.21	14.59	11.95
49-9799	Installation, Maintenance, and Repair Workers, All Other*	260	18.86	12.26	22.16	19.77
51-0000	Production Occupations	9,810	17.96	10.53	21.67	15.48
51-1011	First-Line Supervisors of Production and Operating Workers	720	32.33	22.97	37.02	31.27
51-2022	Electrical and Electronic Equipment Assemblers	NA	16.61	15.04	17.40	16.68
51-2041	Structural Metal Fabricators and Fitters	110	19.45	14.66	21.85	19.20
51-2092	Team Assemblers	380	14.57	10.90	16.41	13.87
51-2099	Assemblers and Fabricators, All Other	350	12.52	9.88	13.84	11.60
51-3011	Bakers	200	12.93	8.95	14.92	12.96
51-3021	Butchers and Meat Cutters	130	16.94	12.27	19.28	17.52
51-4011	Computer-Controlled Machine Tool Operators, Metal and Plastic	50	16.69	15.25	17.41	16.70
51-4031	Cutting, Punching, and Press Machine Operators, Metal and Plastic	120	17.30	12.55	19.67	16.75
51-4041	Machinists	320	25.36	19.74	28.17	25.91
51-4072	Molding, Coremaking, and Casting Machine Operators, Metal and Plastic	NA	17.59	15.76	18.50	17.23
51-4111	Tool and Die Makers	NA	23.94	18.21	26.80	24.80
51-4121	Welders, Cutters, Solderers, and Brazers	270	22.51	16.25	25.64	20.39
51-5111	Prepress Technicians and Workers	40	22.98	15.29	26.83	23.17
51-5112	Printing Press Operators	210	22.51	14.97	26.28	22.12
51-5113	Print Binding and Finishing Workers	70	17.06	9.20	20.99	16.89
51-6011	Laundry and Dry-Cleaning Workers	500	10.15	8.25	11.10	9.77
51-6021	Pressers, Textile, Garment, and Related Materials	50	9.97	7.97	10.98	9.62
51-6052	Tailors, Dressmakers, and Custom Sewers	NA	15.17	12.42	16.55	16.00
51-7011	Cabinetmakers and Bench Carpenters	140	15.73	10.72	18.23	14.54
51-8013	Power Plant Operators	NA	36.81	32.40	39.02	36.67
51-8021	Stationary Engineers and Boiler Operators	30	25.15	21.26	27.10	26.24

CODE	OCCUPATIONAL TITLES	Empl	(\$) Mean	(\$) Entry	(\$) Exp	(\$) Median
51-8031	Water and Wastewater Treatment Plant and System Operators	110	24.27	20.19	26.32	24.94
51-8091	Chemical Plant and System Operators	60	26.39	22.47	28.35	26.21
51-9011	Chemical Equipment Operators and Tenders	330	24.70	18.00	28.05	24.94
51-9021	Crushing, Grinding, and Polishing Machine Setters, Operators, and Tenders	70	11.99	8.05	13.96	10.25
51-9023	Mixing and Blending Machine Setters, Operators, and Tenders	60	20.22	14.39	23.14	20.72
51-9032	Cutting and Slicing Machine Setters, Operators, and Tenders	150	18.50	14.11	20.69	19.28
51-9041	Extruding, Forming, Pressing, and Compacting Machine Operators	110	15.49	12.81	16.83	15.44
51-9051	Furnace, Kiln, Oven, Drier, and Kettle Operators and Tenders	30	20.84	14.80	23.86	20.30
51-9061	Inspectors, Testers, Sorters, Samplers, and Weighers	NA	17.39	12.71	19.73	14.24
51-9081	Dental Laboratory Technicians	100	21.27	14.12	24.85	17.08
51-9111	Packaging and Filling Machine Operators and Tenders	NA	15.34	9.48	18.27	13.49
51-9121	Coating, Painting, and Spraying Machine Setters, Operators, and Tenders	30	19.57	14.47	22.12	18.90
51-9122	Painters, Transportation Equipment	100	20.78	14.67	23.83	19.79
51-9151	Photographic Process Workers and Processing Machine Operators	NA	9.37	8.37	9.88	8.85
51-9198	Helpers--Production Workers	610	11.11	8.22	12.56	11.38
53-0000	Transportation and Material Moving Occupations	13,920	16.18	9.22	19.66	14.03
53-1021	First-Line Supervisors of Helpers, Laborers, and Material Movers, Hand	260	24.63	15.52	29.19	23.64
53-1031	First-Line Supervisors of Transportation Vehicle Operators	340	24.76	17.61	28.34	23.76
53-2012	Commercial Pilots	70	101,089	68,861	117,203	101,715
53-3011	Ambulance Drivers and Attendants, Except Emergency Medical Technicians	70	11.38	10.58	11.78	11.11
53-3021	Bus Drivers, Transit and Intercity	350	17.84	13.16	20.18	18.38
53-3022	Bus Drivers, School or Special Client	1,170	13.46	10.95	14.72	13.25
53-3031	Driver/Sales Workers	690	13.36	8.10	15.99	13.15
53-3032	Heavy and Tractor-Trailer Truck Drivers	1,780	21.46	16.05	24.16	20.16
53-3033	Light Truck or Delivery Services Drivers	1,680	17.75	9.32	21.97	14.19
53-3041	Taxi Drivers and Chauffeurs	440	13.75	9.58	15.83	12.93
53-3099	Motor Vehicle Operators, All Other	160	14.22	10.54	16.06	13.08
53-5011	Sailors and Marine Oilers	30	16.87	13.30	18.65	16.67
53-5021	Captains, Mates, and Pilots of Water Vessels	40	41.47	26.18	49.12	34.90
53-6021	Parking Lot Attendants	310	10.51	8.22	11.66	10.00
53-6031	Automotive and Watercraft Service Attendants	60	9.09	8.13	9.57	8.75
53-6051	Transportation Inspectors	80	18.45	12.54	21.40	16.21

CODE	OCCUPATIONAL TITLES	Empl	(\$)Mean	(\$)Entry	(\$)Exp	(\$)Median
53-6099	Transportation Workers, All Other	20	12.54	9.74	13.94	11.68
53-7021	Crane and Tower Operators	120	26.91	19.81	30.46	23.14
53-7032	Excavating and Loading Machine and Dragline Operators	70	28.57	18.46	33.63	26.63
53-7051	Industrial Truck and Tractor Operators	610	13.86	9.91	15.83	13.34
53-7061	Cleaners of Vehicles and Equipment	640	9.96	8.08	10.90	9.38
53-7062	Laborers and Freight, Stock, and Material Movers, Hand	3,680	12.98	8.33	15.30	11.91
53-7063	Machine Feeders and Offbearers	20	15.64	10.18	18.38	16.78
53-7064	Packers and Packagers, Hand	510	10.68	8.32	11.86	9.92
53-7081	Refuse and Recyclable Material Collectors	230	17.05	12.72	19.21	16.09

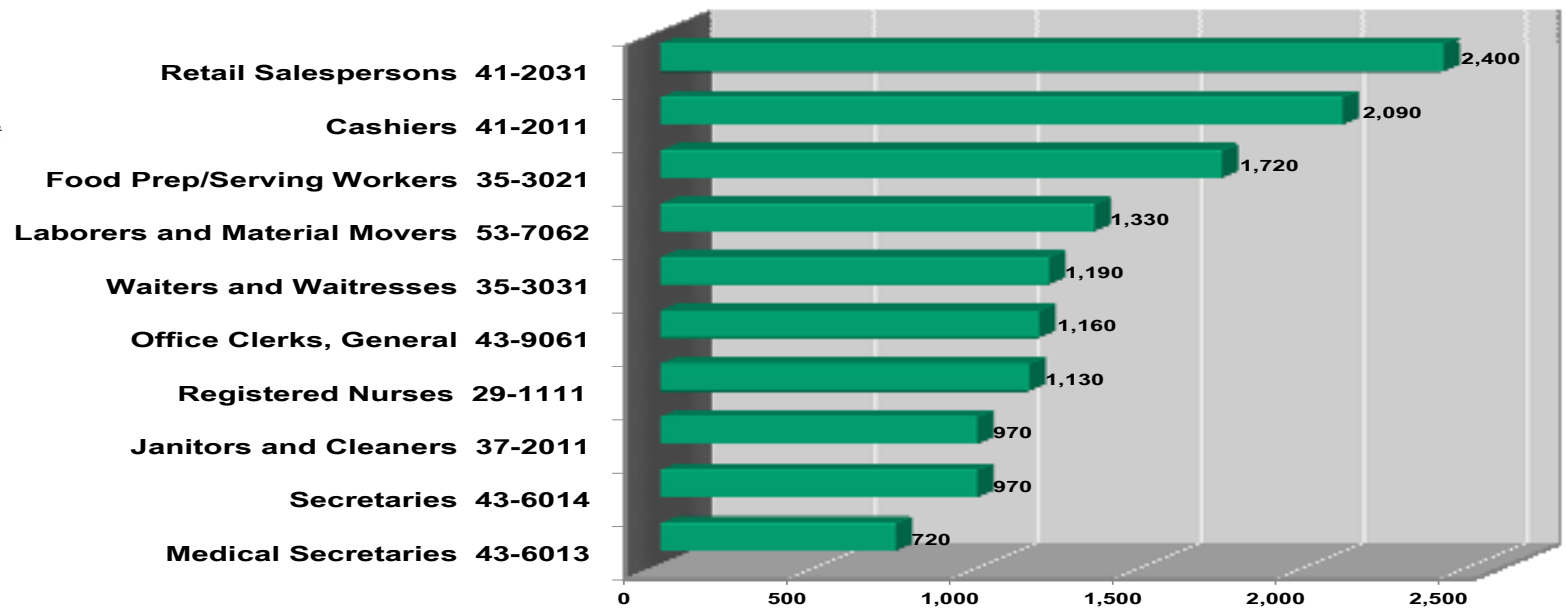
* The May 2010 OES estimates mark the first set of estimates based in part on data collected using the 2010 Standard Occupational Classification (SOC) system. Nearly all the occupations in this release are 2010 SOC occupations, however, some are not. In these cases, an estimate for a temporary occupation was created from data reported for one or more occupations in the 2000 SOC combined with data reported for one or more 2010 SOC occupations. Some occupations have the same title as a 2000 or 2010 SOC occupation, but not the same content. These occupations are marked with an asterisk (*). For a list of all occupations, including 2010 SOC occupations, and how data collected on two structures were combined, see the OES Frequently Asked Questions online at www.bls.gov/oes/oes_ques.htm#Ques41.



Kent County

Kent County Top Occupations

Figure 4– Kent County occupations with the highest employment levels



Kent County Highest Paid Occupations

CODE	OCCUPATIONAL TITLES	(\$) Mean	Empl
11-1011	Chief Executives	96.70	160
29-1021	Dentists, General	95.82	20
29-1069	Physicians and Surgeons, All Other	93.99	NA
29-1062	Family and General Practitioners	65.49	50
11-2022	Sales Managers	62.59	90
23-1011	Lawyers	60.32	170
29-1065	Pediatricians, General	59.46	NA
11-9041	Architectural and Engineering Managers	57.69	NA
29-1051	Pharmacists	56.72	110
15-1133	Software Developers, Systems Software	54.77	10

Figure 5 - Kent County occupations with the highest mean hourly wage

CODE	OCCUPATIONAL TITLES	Empl	(\$)Mean	(\$)Entry	(\$)Exp	(\$)Median
00-0000	Total all occupations	59,070	19.35	9.11	24.46	15.74
11-0000	Management Occupations	2,010	49.52	29.99	59.29	45.45
11-1011	Chief Executives	160	96.70	78.30	105.90	86.84
11-1021	General and Operations Managers	420	46.86	32.04	54.27	42.96
11-2022	Sales Managers	90	62.59	38.64	74.57	55.56
11-3011	Administrative Services Managers	100	42.40	35.18	46.01	41.86
11-3021	Computer and Information Systems Managers	100	44.39	33.59	49.79	42.43
11-3031	Financial Managers	100	49.32	33.12	57.42	46.27
11-3051	Industrial Production Managers	40	51.29	39.91	56.98	50.18
11-3061	Purchasing Managers	10	54.44	45.48	58.92	54.78
11-3071	Transportation, Storage, and Distribution Managers	40	44.67	32.42	50.80	37.40
11-3121	Human Resources Managers	40	41.22	32.47	45.59	39.87
11-9021	Construction Managers	60	46.87	35.98	52.31	47.75
11-9031	Education Administrators, Preschool and Child Care Center/Program	NA	27.40	16.79	32.70	23.22
11-9041	Architectural and Engineering Managers	NA	57.69	47.06	63.01	54.16
11-9051	Food Service Managers	50	32.05	22.92	36.62	31.15
11-9111	Medical and Health Services Managers	110	40.41	32.33	44.45	36.22
11-9121	Natural Sciences Managers	30	47.64	40.84	51.05	47.84
11-9131	Postmasters and Mail Superintendents	20	32.00	24.50	35.74	33.62
11-9141	Property, Real Estate, and Community Association Managers	30	28.77	19.45	33.42	26.15
11-9151	Social and Community Service Managers	70	27.60	22.18	30.31	27.29
11-9199	Managers, All Other	180	53.55	40.87	59.89	51.84
13-0000	Business and Financial Operations Occupations	2,560	27.57	18.20	32.25	25.14
13-1022	Wholesale and Retail Buyers, Except Farm Products	50	30.70	18.59	36.76	25.43
13-1023	Purchasing Agents, Except Wholesale, Retail, and Farm Products	80	27.67	19.98	31.51	25.95
13-1031	Claims Adjusters, Examiners, and Investigators	20	28.71	20.03	33.06	28.72
13-1041	Compliance Officers, Except Agr., Const., Health and Safety, and Trans.	210	24.93	16.68	29.05	22.38
13-1051	Cost Estimators	100	27.77	16.49	33.41	26.03
13-1078	Human Resources, Training, and Labor Relations Specialists, All Other*	290	25.06	18.48	28.35	24.21
13-1081	Logisticians	60	32.54	25.00	36.31	31.09
13-1111	Management Analysts	160	29.33	21.33	33.33	26.58

CODE	OCCUPATIONAL TITLES	Empl	(\$) Mean	(\$) Entry	(\$) Exp	(\$) Median
13-1141	Compensation, Benefits, and Job Analysis Specialists	20	26.33	17.63	30.68	24.86
13-1151	Training and Development Specialists	120	24.73	19.43	27.38	24.55
13-1161	Market Research Analysts and Marketing Specialists*	40	22.30	16.49	25.21	19.50
13-1199	Business Operations Specialists, All Other*	370	31.20	20.74	36.44	31.40
13-2011	Accountants and Auditors	580	26.52	18.28	30.64	23.50
13-2021	Appraisers and Assessors of Real Estate	60	24.98	15.18	29.88	22.22
13-2051	Financial Analysts	30	33.40	21.24	39.48	29.71
13-2052	Personal Financial Advisors	50	40.67	19.82	51.09	33.80
13-2061	Financial Examiners	20	33.23	23.73	37.98	33.03
13-2072	Loan Officers	70	28.14	19.16	32.62	25.94
13-2081	Tax Examiners, Collectors, and Revenue Agents	90	21.59	16.58	24.09	19.36
13-2082	Tax Preparers	30	19.83	11.54	23.97	19.09
15-0000	Computer and Mathematical Occupations	1,000	30.49	18.62	36.43	28.14
15-1121	Computer Systems Analysts	340	30.25	18.38	36.18	28.59
15-1131	Computer Programmers	140	32.97	24.73	37.09	29.95
15-1132	Software Developers, Applications	80	44.84	30.53	51.99	41.45
15-1133	Software Developers, Systems Software	10	54.77	37.68	63.32	53.48
15-1141	Database Administrators	30	27.90	20.69	31.51	27.64
15-1142	Network and Computer Systems Administrators*	120	24.30	18.73	27.08	24.12
15-1150	Computer Support Specialists	130	20.44	13.83	23.75	20.29
15-1179	Info. Security Analysts, Web Developers, and Computer Network Architects	110	34.75	22.17	41.05	34.93
15-1799	Computer Occupations, All Other*	20	27.42	12.55	34.86	31.18
15-2041	Statisticians	10	29.35	15.93	36.06	30.71
17-0000	Architecture and Engineering Occupations	NA	NA	NA	NA	NA
17-1022	Surveyors	10	29.87	22.41	33.60	30.08
17-2081	Environmental Engineers	40	32.57	26.52	35.59	31.32
17-3011	Architectural and Civil Drafters	50	24.15	17.25	27.61	23.74
17-3022	Civil Engineering Technicians	180	20.07	14.75	22.72	19.50
17-3025	Environmental Engineering Technicians	10	21.65	18.16	23.40	22.03
17-3031	Surveying and Mapping Technicians	40	19.20	15.62	20.98	18.89

CODE	OCCUPATIONAL TITLES	Empl	(\$)Mean	(\$)Entry	(\$)Exp	(\$)Median
19-0000	<u>Life, Physical, and Social Science Occupations</u>	580	26.49	15.24	32.11	25.28
19-1022	Microbiologists	20	24.62	20.30	26.77	22.47
19-2031	Chemists	30	27.03	21.45	29.82	25.63
19-3051	Urban and Regional Planners	70	28.20	22.39	31.10	27.28
19-4021	Biological Technicians	NA	20.84	15.44	23.55	19.81
19-4091	Environmental Science and Protection Technicians, Including Health	50	17.82	13.97	19.75	16.58
21-0000	<u>Community and Social Services Occupations</u>	1,210	20.78	13.36	24.48	19.53
21-1012	Educational, Vocational, and School Counselors	220	24.44	12.90	30.22	25.89
21-1014	Mental Health Counselors	20	21.53	20.07	22.26	21.06
21-1021	Child, Family, and School Social Workers	170	17.97	12.83	20.54	18.05
21-1022	Healthcare Social Workers	160	21.18	17.10	23.22	20.36
21-1023	Mental Health and Substance Abuse Social Workers	60	20.15	15.72	22.37	20.12
21-1091	Health Educators	20	30.16	27.15	31.67	29.01
21-1093	Social and Human Service Assistants	140	14.17	10.72	15.90	13.81
21-1798	Community and Social Service Specialists, All Other*	60	15.95	10.96	18.45	16.32
23-0000	<u>Legal Occupations</u>	440	38.74	17.27	49.48	26.96
23-1011	Lawyers	170	60.32	33.89	73.54	48.32
23-2011	Paralegals and Legal Assistants*	120	18.83	16.09	20.20	18.25
23-2099	Legal Support Workers, All Other	70	22.07	16.61	24.79	21.70
25-0000	<u>Education, Training, and Library Occupations</u>	NA	NA	NA	NA	NA
25-2011	Preschool Teachers, Except Special Education	320	10.21	8.01	11.31	10.14
25-3999	Teachers and Instructors, All Other*	130	47,290	29,045	56,413	38,490
25-4012	Curators	NA	27.85	21.97	30.80	24.82
25-4021	Librarians	90	26.22	19.57	29.54	25.47
25-4031	Library Technicians	NA	15.39	11.63	17.28	15.91
25-9031	Instructional Coordinators	100	32.15	23.51	36.48	32.21
25-9041	Teacher Assistants	440	33,761	21,141	40,071	35,711
25-9099	Education, Training, and Library Workers, All Other	40	19.44	12.11	23.10	18.18
27-0000	<u>Arts, Design, Entertainment, Sports, and Media Occupations</u>	490	19.72	9.66	24.75	16.07
27-1023	Floral Designers	30	12.39	9.34	13.91	11.56
27-1024	Graphic Designers	40	18.58	12.02	21.86	16.18
27-1026	Merchandise Displayers and Window Trimmers	50	13.29	9.71	15.08	13.13

CODE	OCCUPATIONAL TITLES	Empl	(\$) Mean	(\$) Entry	(\$) Exp	(\$) Median
27-2022	Coaches and Scouts	NA	33,913	17,002	42,368	23,210
27-3022	Reporters and Correspondents	10	13.18	10.44	14.55	13.43
27-3031	Public Relations Specialists	120	26.31	13.88	32.53	21.79
27-3041	Editors	30	20.09	14.76	22.75	17.93
27-3043	Writers and Authors	10	29.01	17.98	34.53	26.01
29-0000	Healthcare Practitioners and Technical Occupations	3,410	33.95	16.91	42.47	27.13
29-1011	Chiropractors	20	34.21	29.60	36.51	34.30
29-1021	Dentists, General	20	95.82	52.76	117.35	N/A
29-1031	Dietitians and Nutritionists	10	23.36	17.32	26.37	21.55
29-1051	Pharmacists	110	56.72	51.84	59.15	57.03
29-1062	Family and General Practitioners	50	65.49	58.49	68.98	64.62
29-1065	Pediatricians, General	NA	59.46	26.42	75.98	52.05
29-1069	Physicians and Surgeons, All Other	NA	93.99	69.32	106.33	85.62
29-1071	Physician Assistants	30	42.66	33.54	47.22	41.68
29-1111	Registered Nurses*	1,130	30.29	24.63	33.12	28.55
29-1123	Physical Therapists	NA	41.39	30.26	46.95	40.94
29-1127	Speech-Language Pathologists	30	32.31	30.43	33.25	32.52
29-2011	Medical and Clinical Laboratory Technologists	NA	29.41	24.75	31.74	28.69
29-2012	Medical and Clinical Laboratory Technicians	NA	17.63	13.10	19.89	16.77
29-2021	Dental Hygienists	100	33.73	29.31	35.95	33.65
29-2037	Radiologic Technologists and Technicians*	NA	31.39	24.42	34.88	31.55
29-2041	Emergency Medical Technicians and Paramedics	200	18.19	13.36	20.60	17.15
29-2052	Pharmacy Technicians	130	13.30	10.25	14.83	13.02
29-2055	Surgical Technologists	40	18.85	13.80	21.38	18.30
29-2061	Licensed Practical and Licensed Vocational Nurses	400	19.92	14.99	22.38	19.23
29-2071	Medical Records and Health Information Technicians	40	16.19	11.34	18.61	15.18
29-2081	Opticians, Dispensing	NA	19.44	14.37	21.97	20.37
29-2799	Health Technologists and Technicians, All Other*	70	17.82	12.00	20.73	16.08
29-9011	Occupational Health and Safety Specialists	70	22.70	17.67	25.22	21.39
31-0000	Healthcare Support Occupations	2,190	12.66	9.43	14.27	12.51
31-1011	Home Health Aides	NA	11.20	10.05	11.78	10.92
31-1012	Nursing Aides, Orderlies, and Attendants*	NA	12.29	8.99	13.94	12.80
31-2022	Physical Therapist Aides	10	12.55	9.65	14.00	12.60

CODE	OCCUPATIONAL TITLES	Empl	(\$)Mean	(\$)Entry	(\$)Exp	(\$)Median
31-9091	Dental Assistants	130	14.74	9.75	17.24	13.92
31-9092	Medical Assistants	220	14.08	11.50	15.37	13.65
31-9096	Veterinary Assistants and Laboratory Animal Caretakers	80	13.36	9.70	15.19	13.04
31-9799	Healthcare Support Workers, All Other*	30	15.12	10.28	17.54	15.95
33-0000	<u>Protective Service Occupations</u>	1,900	18.33	12.09	21.45	16.16
33-1012	First-Line Supervisors of Police and Detectives	50	45.00	34.14	50.44	45.84
33-1099	First-Line Supervisors of Protective Service Workers, All Other	60	19.27	12.90	22.46	18.57
33-2011	Firefighters	NA	21.92	19.64	23.06	21.71
33-3051	Police and Sheriff's Patrol Officers	NA	28.29	18.56	33.15	28.21
33-9032	Security Guards	360	11.54	9.81	12.40	11.37
33-9099	Protective Service Workers, All Other*	40	17.55	13.11	19.77	18.14
35-0000	<u>Food Preparation and Serving-Related Occupations</u>	6,550	10.05	8.12	11.02	8.90
35-1011	Chefs and Head Cooks	30	20.86	15.11	23.74	18.41
35-1012	First-Line Supervisors of Food Preparation and Serving Workers	560	16.81	11.42	19.51	16.71
35-2011	Cooks, Fast Food	270	8.53	8.05	8.77	8.54
35-2012	Cooks, Institution and Cafeteria	550	13.13	11.16	14.11	13.26
35-2014	Cooks, Restaurant	500	10.34	8.10	11.46	9.33
35-2015	Cooks, Short Order	NA	13.93	12.15	14.82	13.46
35-2021	Food Preparation Workers	420	9.64	8.25	10.34	9.06
35-3011	Bartenders	250	9.28	8.13	9.86	8.71
35-3021	Combined Food Preparation and Serving Workers, Including Fast Food	1,720	8.32	8.10	8.44	8.46
35-3022	Counter Attendants, Cafeteria, Food Concession, and Coffee Shop	250	8.99	8.35	9.31	8.80
35-3031	Waiters and Waitresses	1,190	9.34	8.09	9.97	8.75
35-3041	Food Servers, Nonrestaurant	NA	8.89	8.10	9.29	8.62
35-9011	Dining Room and Cafeteria Attendants and Bartender Helpers	140	8.63	8.05	8.92	8.67
35-9021	Dishwashers	210	8.49	8.17	8.65	8.52
35-9031	Hosts and Hostesses, Restaurant, Lounge, and Coffee Shop	310	8.27	8.07	8.37	8.41
37-0000	<u>Building and Grounds Cleaning and Maintenance Occupations</u>	2,100	12.07	8.19	14.02	10.56
37-1011	First-Line Supervisors of Housekeeping and Janitorial Workers	70	18.16	11.51	21.49	15.99
37-1012	First-Line Supervisors of Landscaping and Lawn Workers	30	24.01	16.84	27.60	24.55

CODE	OCCUPATIONAL TITLES	Empl	(\$)Mean	(\$)Entry	(\$)Exp	(\$)Median
37-2011	Janitors and Cleaners, Except Maids and Housekeeping Cleaners	970	12.00	8.21	13.89	11.79
37-2012	Maids and Housekeeping Cleaners	410	9.06	8.10	9.54	8.77
37-2021	Pest Control Workers	10	20.16	13.59	23.45	21.14
37-3011	Landscaping and Groundskeeping Workers	490	10.48	8.44	11.50	10.26
39-0000	<u>Personal Care and Service Occupations</u>	1,420	12.68	8.12	14.96	10.42
39-1021	First-Line Supervisors of Personal Service Workers	70	16.45	12.30	18.52	16.67
39-2011	Animal Trainers	20	20.81	10.28	26.08	21.29
39-2021	Nonfarm Animal Caretakers	130	9.69	8.03	10.52	8.74
39-3031	Ushers, Lobby Attendants, and Ticket Takers	NA	9.75	8.38	10.44	8.77
39-3091	Amusement and Recreation Attendants	150	10.29	8.30	11.28	9.91
39-4021	Funeral Attendants	40	10.56	7.94	11.86	9.12
39-4831	Funeral service managers, directors, morticians, and undertakers	40	32.12	21.71	37.33	29.22
39-5012	Hairdressers, Hairstylists, and Cosmetologists	250	11.69	8.07	13.49	9.93
39-9011	Childcare Workers	80	10.55	8.40	11.62	10.39
39-9021	Personal Care Aides	NA	10.06	8.52	10.82	10.11
39-9031	Fitness Trainers and Aerobics Instructors	60	15.19	7.90	18.84	17.62
39-9032	Recreation Workers	90	13.07	9.23	14.99	11.37
41-0000	<u>Sales and Related Occupations</u>	6,720	14.46	8.20	17.59	10.31
41-1011	First-Line Supervisors of Retail Sales Workers	670	19.07	13.07	22.07	17.70
41-1012	First-Line Supervisors of Non-Retail Sales Workers	70	41.97	17.48	54.22	30.20
41-2011	Cashiers	2,090	9.53	8.23	10.18	8.92
41-2021	Counter and Rental Clerks	210	13.53	9.67	15.46	12.62
41-2022	Parts Salespersons	200	12.80	8.63	14.88	12.14
41-2031	Retail Salespersons	2,400	10.52	8.14	11.71	9.34
41-3011	Advertising Sales Agents	40	18.99	10.01	23.47	12.90
41-3021	Insurance Sales Agents	110	20.96	11.76	25.55	20.26
41-3031	Securities, Commodities, and Financial Services Sales Agents	40	31.06	17.13	38.03	27.29
41-3099	Sales Representatives, Services, All Other	200	25.71	15.64	30.75	20.85
41-4012	Sales Reps., Wholesale and Manuf., Except Tech. and Scientific Products	290	24.86	17.20	28.69	23.01
41-9011	Demonstrators and Product Promoters	10	12.77	9.77	14.27	12.56
41-9022	Real Estate Sales Agents	40	22.23	16.04	25.33	20.90
41-9799	Sales and Related Workers, All Other*	70	15.01	8.60	18.22	10.77

CODE	OCCUPATIONAL TITLES	Empl	(\$) Mean	(\$) Entry	(\$) Exp	(\$) Median
43-0000	Office and Administrative Support Occupations	8,640	15.08	9.67	17.79	14.14
43-1011	First-Line Supervisors of Office and Administrative Support Workers	610	21.91	14.96	25.39	20.89
43-2011	Switchboard Operators, Including Answering Service	40	11.27	9.16	12.33	11.36
43-3011	Bill and Account Collectors	90	16.30	11.94	18.47	16.00
43-3021	Billing and Posting Clerks	200	14.90	12.14	16.28	14.07
43-3031	Bookkeeping, Accounting, and Auditing Clerks	600	16.66	12.05	18.96	16.04
43-3051	Payroll and Timekeeping Clerks	60	16.58	12.27	18.73	16.63
43-3061	Procurement Clerks	40	17.75	14.78	19.23	17.90
43-3071	Tellers	230	10.89	9.38	11.64	10.75
43-4031	Court, Municipal, and License Clerks	220	15.41	12.50	16.87	15.38
43-4051	Customer Service Representatives	430	12.38	8.57	14.28	11.01
43-4061	Eligibility Interviewers, Government Programs	20	18.26	13.64	20.57	18.44
43-4071	File Clerks	90	13.67	10.44	15.29	13.72
43-4081	Hotel, Motel, and Resort Desk Clerks	140	8.21	8.09	8.27	8.45
43-4111	Interviewers, Except Eligibility and Loan	NA	17.43	13.10	19.59	16.76
43-4121	Library Assistants, Clerical	NA	10.05	8.08	11.04	10.08
43-4131	Loan Interviewers and Clerks	60	12.78	8.99	14.67	12.84
43-4141	New Accounts Clerks	10	15.14	13.36	16.03	14.32
43-4151	Order Clerks	100	14.69	8.98	17.54	14.08
43-4161	Human Resources Assistants, Except Payroll and Timekeeping	100	17.04	14.01	18.56	16.73
43-4171	Receptionists and Information Clerks	300	11.01	8.86	12.09	10.85
43-4199	Information and Record Clerks, All Other	90	20.08	16.17	22.04	20.55
43-5021	Couriers and Messengers	20	11.12	9.85	11.75	10.72
43-5031	Police, Fire, and Ambulance Dispatchers	30	19.58	16.27	21.23	19.02
43-5032	Dispatchers, Except Police, Fire, and Ambulance	70	15.67	10.10	18.46	14.81
43-5041	Meter Readers, Utilities	10	18.78	13.61	21.36	19.14
43-5051	Postal Service Clerks	30	25.35	23.86	26.10	25.53
43-5052	Postal Service Mail Carriers	160	23.51	18.67	25.93	25.28
43-5053	Postal Service Mail Sorters, Processors, and Processing Machine Operators	20	20.00	13.45	23.27	21.25
43-5061	Production, Planning, and Expediting Clerks	100	22.95	17.51	25.67	22.53
43-5071	Shipping, Receiving, and Traffic Clerks	290	16.32	11.05	18.96	16.23
43-5081	Stock Clerks and Order Fillers	670	10.96	8.23	12.33	9.80
43-5111	Weighers, Measurers, Checkers, and Samplers, Recordkeeping	70	14.47	10.05	16.68	13.90
43-6011	Executive Secretaries and Executive Administrative Assistants	210	21.15	16.62	23.41	21.01
43-6013	Medical Secretaries	720	13.01	10.41	14.31	11.94
43-6014	Secretaries and Admin. Assistants, Except Legal, Medical, and Executive	970	16.56	12.21	18.74	16.54

CODE	OCCUPATIONAL TITLES	Empl	(\$) Mean	(\$) Entry	(\$) Exp	(\$) Median
43-9011	Computer Operators	30	17.01	12.55	19.24	16.03
43-9021	Data Entry Keyers	150	13.39	10.41	14.89	13.17
43-9022	Word Processors and Typists	80	16.28	12.61	18.11	15.60
43-9041	Insurance Claims and Policy Processing Clerks	NA	16.30	13.74	17.58	16.29
43-9061	Office Clerks, General	1,160	12.22	8.58	14.04	11.80
43-9071	Office Machine Operators, Except Computer	NA	12.38	10.17	13.48	12.84
43-9799	Office and Administrative Support Workers, All Other*	130	17.43	12.26	20.01	17.39
45-0000	<u>Farming, Fishing, and Forestry Occupations</u>	180	17.08	11.66	19.79	17.08
47-0000	<u>Construction and Extraction Occupations</u>	1,850	19.74	12.70	23.26	18.27
47-1011	First-Line Supervisors of Construction Trades and Extraction Workers	210	28.40	19.92	32.64	27.00
47-2021	Brickmasons and Blockmasons	NA	21.51	20.81	21.86	21.37
47-2031	Carpenters	280	19.28	14.72	21.57	18.81
47-2041	Carpet Installers	NA	16.08	14.16	17.04	16.51
47-2051	Cement Masons and Concrete Finishers	60	18.14	14.43	19.99	18.65
47-2061	Construction Laborers	180	15.34	10.85	17.59	13.84
47-2071	Paving, Surfacing, and Tamping Equipment Operators	NA	17.11	12.54	19.39	16.15
47-2073	Operating Engineers and Other Construction Equipment Operators	160	17.85	13.27	20.14	16.58
47-2081	Drywall and Ceiling Tile Installers	40	17.39	13.17	19.51	16.77
47-2111	Electricians	230	22.18	14.65	25.94	20.72
47-2141	Painters, Construction and Maintenance	60	11.05	8.10	12.52	9.11
47-2151	Pipelayers	NA	18.18	13.26	20.65	17.20
47-2152	Plumbers, Pipefitters, and Steamfitters	130	19.71	12.44	23.35	17.02
47-2181	Roofers	10	17.52	10.37	21.09	12.92
47-2221	Structural Iron and Steel Workers	40	21.33	12.71	25.64	18.47
47-4011	Construction and Building Inspectors	60	23.29	16.85	26.52	23.71
47-4071	Septic Tank Servicers and Sewer Pipe Cleaners	NA	17.54	14.87	18.87	17.21
49-0000	<u>Installation, Maintenance, and Repair Occupations</u>	2,340	21.96	13.94	25.97	21.45
49-1011	First-Line Supervisors of Mechanics, Installers, and Repairers	230	30.52	22.12	34.72	31.47
49-2011	Computer, Automated Teller, and Office Machine Repairers	60	18.73	11.82	22.19	17.79
49-2022	Telecom. Equipment Installers and Repairers, Except Line Installers	110	20.86	17.41	22.58	20.63
49-2094	Electrical and Electronics Repairers, Commercial and Industrial Equipment	40	27.32	23.50	29.23	28.18
49-3021	Automotive Body and Related Repairers	50	21.38	14.61	24.76	20.76

CODE	OCCUPATIONAL TITLES	Empl	(\$) Mean	(\$) Entry	(\$) Exp	(\$) Median
49-3023	Automotive Service Technicians and Mechanics	370	17.26	11.67	20.06	16.48
49-3031	Bus and Truck Mechanics and Diesel Engine Specialists	70	22.08	15.48	25.38	23.74
49-3042	Mobile Heavy Equipment Mechanics, Except Engines	70	21.23	15.59	24.05	21.04
49-3093	Tire Repairers and Changers	30	10.82	10.19	11.14	10.65
49-9012	Control and Valve Installers and Repairers, Except Mechanical Door	20	21.36	15.66	24.21	18.00
49-9021	Heating, Air Conditioning, and Refrigeration Mechanics and Installers	90	23.87	18.27	26.67	22.15
49-9041	Industrial Machinery Mechanics	190	23.74	19.20	26.02	24.08
49-9069	Precision Instrument and Equipment Repairers, All Other	30	26.47	21.05	29.17	26.01
49-9071	Maintenance and Repair Workers, General	340	17.80	12.51	20.44	16.93
49-9091	Coin, Vending, and Amusement Machine Servicers and Repairers	50	17.95	14.82	19.51	17.39
49-9098	Helpers--Installation, Maintenance, and Repair Workers	30	12.16	10.47	13.00	11.49
49-9799	Installation, Maintenance, and Repair Workers, All Other*	40	20.07	11.43	24.38	18.86
51-0000	Production Occupations	2,580	16.63	10.42	19.73	16.06
51-1011	First-Line Supervisors of Production and Operating Workers	130	29.77	20.21	34.55	30.43
51-2099	Assemblers and Fabricators, All Other	NA	10.56	8.05	11.81	9.19
51-3011	Bakers	60	12.20	8.45	14.08	12.73
51-3021	Butchers and Meat Cutters	50	17.88	10.93	21.36	19.94
51-4031	Cutting, Punching, and Press Machine Operators, Metal and Plastic	NA	14.61	10.92	16.45	14.35
51-4041	Machinists	50	19.66	11.41	23.78	19.21
51-4121	Welders, Cutters, Solderers, and Brazers	100	17.89	14.18	19.75	17.30
51-5112	Printing Press Operators	50	15.78	11.26	18.04	16.53
51-6011	Laundry and Dry-Cleaning Workers	180	8.80	8.19	9.11	8.61
51-6031	Sewing Machine Operators	NA	13.39	10.68	14.75	13.03
51-6052	Tailors, Dressmakers, and Custom Sewers	NA	17.00	11.83	19.59	18.29
51-9061	Inspectors, Testers, Sorters, Samplers, and Weighers	100	19.92	13.98	22.90	19.92
51-9083	Ophthalmic Laboratory Technicians	NA	12.12	9.79	13.28	10.97
51-9111	Packaging and Filling Machine Operators and Tenders	NA	18.17	14.16	20.18	19.28
51-9122	Painters, Transportation Equipment	10	18.25	16.50	19.12	17.28
51-9198	Helpers--Production Workers	60	9.25	8.08	9.83	8.85
53-0000	Transportation and Material Moving Occupations	4,870	15.18	8.63	18.45	13.83
53-1021	First-Line Supervisors of Helpers, Laborers, and Material Movers, Hand	130	23.37	17.81	26.15	22.76
53-1031	First-Line Supervisors of Transportation Vehicle Operators	60	26.70	16.95	31.57	25.80
53-3022	Bus Drivers, School or Special Client	460	14.20	10.62	15.99	13.71

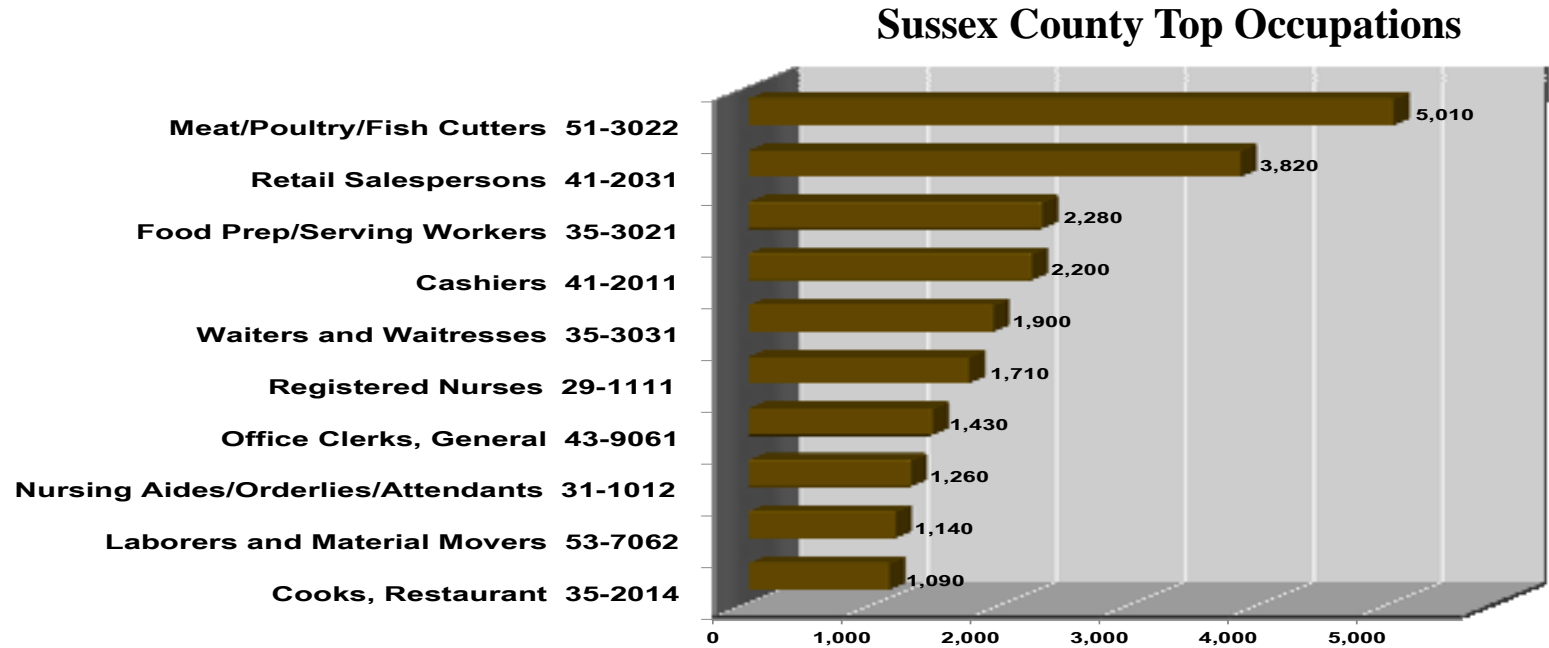
CODE	OCCUPATIONAL TITLES	Empl	(\$)Mean	(\$)Entry	(\$)Exp	(\$)Median
53-3031	Driver/Sales Workers	NA	10.25	8.47	11.14	8.84
53-3032	Heavy and Tractor-Trailer Truck Drivers	410	18.02	15.29	19.38	17.34
53-3033	Light Truck or Delivery Services Drivers	340	21.64	9.16	27.88	25.78
53-3041	Taxi Drivers and Chauffeurs	80	10.50	8.18	11.66	10.29
53-3099	Motor Vehicle Operators, All Other	110	16.87	8.24	21.18	18.37
53-6021	Parking Lot Attendants	110	9.83	8.28	10.61	9.28
53-6031	Automotive and Watercraft Service Attendants	50	10.79	8.03	12.17	10.25
53-7051	Industrial Truck and Tractor Operators	210	19.03	15.20	20.94	20.15
53-7061	Cleaners of Vehicles and Equipment	300	11.77	8.15	13.57	10.17
53-7062	Laborers and Freight, Stock, and Material Movers, Hand	1,330	11.08	8.14	12.55	9.44
53-7064	Packers and Packagers, Hand	480	13.78	8.57	16.38	13.50

* The May 2010 OES estimates mark the first set of estimates based in part on data collected using the 2010 Standard Occupational Classification (SOC) system. Nearly all the occupations in this release are 2010 SOC occupations, however, some are not. In these cases, an estimate for a temporary occupation was created from data reported for one or more occupations in the 2000 SOC combined with data reported for one or more 2010 SOC occupations. Some occupations have the same title as a 2000 or 2010 SOC occupation, but not the same content. These occupations are marked with an asterisk (*). For a list of all occupations, including 2010 SOC occupations, and how data collected on two structures were combined, see the OES Frequently Asked Questions online at www.bls.gov/oes/oes_ques.htm#Ques41.



Sussex County

Figure 6– *Sussex County occupations with the highest employment levels*



Sussex County Highest Paid Occupations

CODE	OCCUPATIONAL TITLES	(\$) <i>Mean</i>	Empl
29-1069	Physicians and Surgeons, All Other	119.93	NA
29-1063	Internists, General	93.62	NA
11-2021	Marketing Managers	86.26	10
29-1062	Family and General Practitioners	69.12	70
11-3021	Computer and Information Systems Managers	63.98	20
11-3121	Human Resources Managers	61.66	20
11-3031	Financial Managers	59.19	70
11-9111	Medical and Health Services Managers	58.26	90
29-1051	Pharmacists	57.95	130
11-9199	Managers, All Other	57.07	20

Figure 7 - *Sussex County occupations with the highest mean hourly wage*

CODE	OCCUPATIONAL TITLES	Empl	(\$)Mean	(\$)Entry	(\$)Exp	(\$)Median
00-0000	Total all occupations	69,590	17.47	9.16	21.63	13.66
11-0000	Management Occupations	1,550	49.93	27.44	61.17	43.75
11-1021	General and Operations Managers	530	55.70	32.25	67.43	45.53
11-2021	Marketing Managers	10	86.26	49.86	104.45	80.72
11-2022	Sales Managers	40	48.90	26.53	60.09	40.42
11-3011	Administrative Services Managers	30	44.37	36.15	48.48	43.53
11-3021	Computer and Information Systems Managers	20	63.98	43.68	74.12	53.07
11-3031	Financial Managers	70	59.19	37.29	70.15	51.59
11-3051	Industrial Production Managers	110	45.41	34.88	50.67	44.77
11-3061	Purchasing Managers	10	53.78	46.93	57.20	52.00
11-3071	Transportation, Storage, and Distribution Managers	NA	37.78	31.25	41.04	33.15
11-3121	Human Resources Managers	20	61.66	42.87	71.05	54.43
11-9021	Construction Managers	40	53.37	34.09	63.01	42.84
11-9031	Education Administrators, Preschool and Child Care Center/Program	30	19.70	13.57	22.77	19.57
11-9032	Education Administrators, Elementary and Secondary School	120	98,246	81,567	106,585	101,142
11-9041	Architectural and Engineering Managers	20	55.44	47.67	59.33	54.19
11-9051	Food Service Managers	NA	35.01	31.53	36.74	34.16
11-9081	Lodging Managers	NA	40.72	26.79	47.68	40.29
11-9111	Medical and Health Services Managers	90	58.26	38.94	67.92	51.98
11-9131	Postmasters and Mail Superintendents	20	35.85	28.60	39.48	37.44
11-9141	Property, Real Estate, and Community Association Managers	120	32.43	14.70	41.29	20.83
11-9151	Social and Community Service Managers	50	27.01	20.55	30.24	27.18
11-9199	Managers, All Other	20	57.07	35.19	68.01	53.99
13-0000	Business and Financial Operations Occupations	1,630	27.41	17.02	32.61	24.99
13-1022	Wholesale and Retail Buyers, Except Farm Products	50	21.98	16.40	24.77	22.51
13-1023	Purchasing Agents, Except Wholesale, Retail, and Farm Products	110	26.00	19.04	29.48	23.71
13-1031	Claims Adjusters, Examiners, and Investigators	30	25.26	16.91	29.44	21.46
13-1041	Compliance Officers, Except Agr., Const., Health and Safety, and Trans.	110	26.15	20.46	29.00	25.16
13-1051	Cost Estimators	180	26.90	18.55	31.07	26.99
13-1078	Human Resources, Training, and Labor Relations Specialists, All Other*	120	23.61	15.84	27.50	21.21
13-1111	Management Analysts	70	32.88	23.31	37.66	31.45
13-1121	Meeting, Convention, and Event Planners*	20	21.07	13.47	24.88	17.86

CODE	OCCUPATIONAL TITLES	Empl	(\$)Mean	(\$)Entry	(\$)Exp	(\$)Median
13-1141	Compensation, Benefits, and Job Analysis Specialists	20	26.10	20.25	29.02	25.40
13-1151	Training and Development Specialists	60	26.51	18.73	30.40	23.74
13-1161	Market Research Analysts and Marketing Specialists*	60	27.84	17.91	32.80	25.84
13-1199	Business Operations Specialists, All Other*	80	36.14	15.55	46.44	28.16
13-2011	Accountants and Auditors	450	25.00	15.48	29.76	23.82
13-2051	Financial Analysts	20	44.27	27.94	52.43	36.02
13-2052	Personal Financial Advisors	50	36.66	23.96	43.01	29.19
13-2072	Loan Officers	100	31.68	16.70	39.16	28.69
13-2081	Tax Examiners, Collectors, and Revenue Agents	10	28.21	19.67	32.47	25.67
13-2099	Financial Specialists, All Other	20	22.32	16.84	25.06	20.39
15-0000	<u>Computer and Mathematical Occupations</u>	410	29.59	19.22	34.78	27.71
15-1121	Computer Systems Analysts	80	37.06	27.00	42.09	35.34
15-1131	Computer Programmers	60	26.20	18.98	29.80	25.20
15-1132	Software Developers, Applications	NA	40.68	32.77	44.63	40.25
15-1141	Database Administrators	30	23.41	18.60	25.81	23.13
15-1142	Network and Computer Systems Administrators*	80	29.39	21.65	33.26	28.49
15-1150	Computer Support Specialists	110	21.86	15.18	25.20	21.03
15-1179	Info. Security Analysts, Web Developers, and Computer Network Architects	30	35.57	24.53	41.08	34.43
17-0000	<u>Architecture and Engineering Occupations</u>	450	27.74	16.32	33.44	25.22
17-1022	Surveyors	30	30.56	21.23	35.23	29.48
17-2051	Civil Engineers	30	34.64	27.76	38.08	34.65
17-2071	Electrical Engineers	40	38.92	30.07	43.35	39.44
17-2141	Mechanical Engineers	30	35.71	27.69	39.72	34.86
17-3011	Architectural and Civil Drafters	30	21.68	15.64	24.70	21.88
17-3031	Surveying and Mapping Technicians	40	17.43	14.03	19.13	17.58
19-0000	<u>Life, Physical, and Social Science Occupations</u>	160	29.37	18.28	34.91	26.84
19-1031	Conservation Scientists	20	24.40	17.27	27.96	23.58
19-3031	Clinical, Counseling, and School Psychologists	30	30.91	21.73	35.50	31.32
21-0000	<u>Community and Social Services Occupations</u>	1,000	19.87	13.89	22.86	18.92
21-1011	Substance Abuse and Behavioral Disorder Counselors	40	17.66	14.48	19.25	18.18

CODE	OCCUPATIONAL TITLES	Empl	(\$)Mean	(\$)Entry	(\$)Exp	(\$)Median
21-1014	Mental Health Counselors	40	14.80	13.02	15.69	13.93
21-1015	Rehabilitation Counselors	NA	16.85	14.01	18.27	15.88
21-1021	Child, Family, and School Social Workers	120	18.63	12.62	21.64	18.00
21-1022	Healthcare Social Workers	180	20.93	17.43	22.67	20.35
21-1023	Mental Health and Substance Abuse Social Workers	60	20.86	17.42	22.58	20.61
21-1091	Health Educators	20	35.47	27.91	39.24	37.36
21-1093	Social and Human Service Assistants	100	15.19	11.82	16.88	15.73
21-1798	Community and Social Service Specialists, All Other*	50	14.20	8.05	17.28	13.47
23-0000	<u>Legal Occupations</u>	370	34.48	16.02	43.71	26.43
23-1011	Lawyers	130	51.63	31.90	61.49	48.32
23-1023	Judges, Magistrate Judges, and Magistrates	40	52.97	32.50	63.20	39.12
23-2011	Paralegals and Legal Assistants*	110	18.98	13.64	21.66	17.26
23-2093	Title Examiners, Abstractors, and Searchers	20	15.70	13.61	16.74	16.03
23-2099	Legal Support Workers, All Other	NA	22.77	17.45	25.43	21.88
25-0000	<u>Education, Training, and Library Occupations</u>	4,020	24.36	14.85	29.12	24.20
25-2011	Preschool Teachers, Except Special Education	270	11.58	8.10	13.32	9.59
25-2022	Middle School Teachers, Except Special and Career/Tech. Education	360	54,778	40,890	61,722	53,832
25-2053	Special Education Teachers, Middle School	50	57,659	42,377	65,300	62,014
25-3999	Teachers and Instructors, All Other*	100	47,624	21,693	60,590	52,885
25-4021	Librarians	90	22.21	14.77	25.93	20.28
25-4031	Library Technicians	60	11.42	8.26	13.00	10.13
25-9031	Instructional Coordinators	70	25.81	20.38	28.52	25.89
25-9041	Teacher Assistants	760	33,889	25,494	38,086	34,637
27-0000	<u>Arts, Design, Entertainment, Sports, and Media Occupations</u>	NA	NA	NA	NA	NA
27-1023	Floral Designers	20	10.28	7.93	11.45	9.26
27-1024	Graphic Designers	40	16.93	11.66	19.57	13.74
27-2022	Coaches and Scouts	90	26,983	19,165	30,892	24,331
27-3031	Public Relations Specialists	20	29.22	22.36	32.64	26.94
29-0000	<u>Healthcare Practitioners and Technical Occupations</u>	4,320	35.43	17.31	44.48	29.49
29-1011	Chiropractors	NA	35.52	27.79	39.39	35.09

CODE	OCCUPATIONAL TITLES	Empl	(\$)Mean	(\$)Entry	(\$)Exp	(\$)Median
29-1031	Dietitians and Nutritionists	30	29.67	24.46	32.28	31.01
29-1051	Pharmacists	130	57.95	51.05	61.39	58.41
29-1062	Family and General Practitioners	70	69.12	62.40	72.49	66.74
29-1063	Internists, General	NA	93.62	49.33	115.76	N/A
29-1065	Pediatricians, General	NA	57.01	41.68	64.67	45.43
29-1069	Physicians and Surgeons, All Other	NA	119.93	N/A	N/A	N/A
29-1071	Physician Assistants	30	55.04	36.79	64.17	52.81
29-1111	Registered Nurses*	1,710	33.20	24.66	37.47	32.77
29-1122	Occupational Therapists	50	32.85	23.75	37.40	30.84
29-1123	Physical Therapists	90	49.74	31.94	58.64	40.86
29-1127	Speech-Language Pathologists	70	31.56	22.01	36.34	30.60
29-1131	Veterinarians	40	55.51	36.17	65.18	46.05
29-2012	Medical and Clinical Laboratory Technicians	20	15.41	13.07	16.57	14.97
29-2021	Dental Hygienists	30	34.28	32.16	35.34	33.68
29-2031	Cardiovascular Technologists and Technicians	40	26.85	16.56	31.99	27.90
29-2032	Diagnostic Medical Sonographers	20	31.12	25.78	33.79	29.93
29-2037	Radiologic Technologists and Technicians*	160	31.15	23.70	34.88	31.37
29-2041	Emergency Medical Technicians and Paramedics	270	16.92	12.78	18.99	15.18
29-2051	Dietetic Technicians	80	12.42	9.80	13.73	12.35
29-2052	Pharmacy Technicians	190	11.87	9.27	13.18	11.30
29-2055	Surgical Technologists	80	19.22	15.95	20.86	19.21
29-2056	Veterinary Technologists and Technicians	40	14.11	12.42	14.96	13.98
29-2061	Licensed Practical and Licensed Vocational Nurses	450	21.66	17.42	23.79	21.79
29-2071	Medical Records and Health Information Technicians	100	16.17	12.40	18.06	15.71
29-2081	Opticians, Dispensing	30	11.96	8.12	13.88	10.70
29-9011	Occupational Health and Safety Specialists	30	26.27	16.89	30.97	23.66
31-0000	Healthcare Support Occupations	2,240	13.73	10.56	15.31	13.06
31-1011	Home Health Aides	230	11.41	10.35	11.93	11.11
31-1012	Nursing Aides, Orderlies, and Attendants*	1,260	13.31	10.90	14.52	13.10
31-2011	Occupational Therapist Assistants	20	23.64	20.30	25.31	22.93
31-2021	Physical Therapist Assistants	50	23.96	15.94	27.97	23.85
31-2022	Physical Therapist Aides	70	13.69	12.18	14.45	13.38
31-9091	Dental Assistants	NA	15.63	10.52	18.18	16.27

CODE	OCCUPATIONAL TITLES	Empl	(\$)Mean	(\$)Entry	(\$)Exp	(\$)Median
31-9092	Medical Assistants	310	12.63	10.18	13.86	12.07
31-9096	Veterinary Assistants and Laboratory Animal Caretakers	100	15.54	11.52	17.55	13.80
33-0000	<u>Protective Service Occupations</u>	1,290	19.64	12.15	23.39	17.44
33-1012	First-Line Supervisors of Police and Detectives	60	41.74	32.57	46.33	43.68
33-1099	First-Line Supervisors of Protective Service Workers, All Other	30	19.46	14.42	21.98	20.01
33-3051	Police and Sheriff's Patrol Officers	360	24.89	16.00	29.34	24.06
33-9032	Security Guards	170	12.15	9.31	13.57	12.24
33-9092	Lifeguards, Ski Patrol, and Other Recreational Protective Service Workers	120	11.92	9.37	13.19	12.69
33-9099	Protective Service Workers, All Other*	30	13.99	8.82	16.58	10.58
35-0000	<u>Food Preparation and Serving-Related Occupations</u>	9,050	10.74	8.08	12.07	9.24
35-1011	Chefs and Head Cooks	60	24.33	19.33	26.84	21.67
35-1012	First-Line Supervisors of Food Preparation and Serving Workers	690	17.05	11.12	20.01	15.95
35-2011	Cooks, Fast Food	290	8.43	8.12	8.58	8.54
35-2012	Cooks, Institution and Cafeteria	440	13.61	11.42	14.70	13.68
35-2014	Cooks, Restaurant	1,090	11.71	8.87	13.12	11.31
35-2015	Cooks, Short Order	50	10.70	8.08	12.01	10.82
35-2021	Food Preparation Workers	320	10.73	8.43	11.88	10.64
35-3011	Bartenders	480	11.29	8.03	12.92	9.59
35-3021	Combined Food Preparation and Serving Workers, Including Fast Food	2,280	8.95	8.12	9.36	8.59
35-3022	Counter Attendants, Cafeteria, Food Concession, and Coffee Shop	370	9.27	7.97	9.92	9.00
35-3031	Waiters and Waitresses	1,900	10.58	8.08	11.84	9.25
35-3041	Food Servers, Nonrestaurant	NA	8.49	8.05	8.72	8.49
35-9011	Dining Room and Cafeteria Attendants and Bartender Helpers	190	8.60	8.00	8.90	8.60
35-9021	Dishwashers	460	8.88	8.03	9.31	8.83
35-9031	Hosts and Hostesses, Restaurant, Lounge, and Coffee Shop	270	8.44	8.02	8.64	8.54
35-9099	Food Preparation and Serving Related Workers, All Other	70	9.69	8.02	10.52	8.76
37-0000	<u>Building and Grounds Cleaning and Maintenance Occupations</u>	2,900	12.06	8.18	13.99	11.04
37-1011	First-Line Supervisors of Housekeeping and Janitorial Workers	70	15.29	9.51	18.18	11.43
37-1012	First-Line Supervisors of Landscaping and Lawn Workers	80	26.95	19.34	30.76	27.08
37-2011	Janitors and Cleaners, Except Maids and Housekeeping Cleaners	1,050	12.19	8.03	14.27	11.71
37-2012	Maids and Housekeeping Cleaners	770	9.38	8.05	10.05	9.02

CODE	OCCUPATIONAL TITLES	Empl	(\$)Mean	(\$)Entry	(\$)Exp	(\$)Median
37-2021	Pest Control Workers	60	14.82	12.58	15.94	13.94
37-3011	Landscaping and Groundskeeping Workers	790	12.21	9.63	13.51	11.74
37-3012	Pesticide Handlers, Sprayers, and Applicators, Vegetation	NA	15.30	11.86	17.01	15.16
39-0000	<u>Personal Care and Service Occupations</u>	1,400	12.19	8.20	14.18	10.73
39-1021	First-Line Supervisors of Personal Service Workers	90	19.52	13.21	22.68	17.17
39-2021	Nonfarm Animal Caretakers	60	10.44	8.30	11.51	9.56
39-3091	Amusement and Recreation Attendants	130	8.50	8.01	8.74	8.48
39-4831	Funeral service managers, directors, morticians, and undertakers	20	27.37	21.82	30.14	26.92
39-5012	Hairdressers, Hairstylists, and Cosmetologists	230	12.84	8.82	14.85	12.36
39-9011	Childcare Workers	260	9.77	8.32	10.49	9.33
39-9031	Fitness Trainers and Aerobics Instructors	280	13.76	9.62	15.83	12.52
39-9032	Recreation Workers	130	12.46	9.01	14.19	11.81
41-0000	<u>Sales and Related Occupations</u>	8,870	14.22	8.18	17.24	11.01
41-1011	First-Line Supervisors of Retail Sales Workers	960	19.01	13.76	21.63	17.93
41-1012	First-Line Supervisors of Non-Retail Sales Workers	70	39.65	20.04	49.45	32.33
41-2011	Cashiers	2,200	9.74	8.22	10.50	9.21
41-2021	Counter and Rental Clerks	320	14.13	8.94	16.73	13.74
41-2022	Parts Salespersons	160	12.68	8.78	14.63	11.51
41-2031	Retail Salespersons	3,820	11.82	8.15	13.66	9.75
41-3011	Advertising Sales Agents	60	20.11	12.26	24.04	17.64
41-3021	Insurance Sales Agents	100	22.59	16.09	25.84	21.05
41-3031	Securities, Commodities, and Financial Services Sales Agents	60	29.30	18.04	34.93	26.93
41-3041	Travel Agents	20	19.09	12.50	22.39	16.52
41-3099	Sales Representatives, Services, All Other	240	25.33	15.11	30.45	24.41
41-4011	Sales Reps., Wholesale and Manuf., Technical and Scientific Products	60	36.95	27.03	41.91	34.72
41-4012	Sales Reps., Wholesale and Manuf., Except Tech. and Scientific Products	500	25.48	13.22	31.60	25.02
41-9011	Demonstrators and Product Promoters	NA	11.04	9.85	11.63	10.73
41-9022	Real Estate Sales Agents	160	19.71	12.28	23.43	17.71
41-9799	Sales and Related Workers, All Other*	50	11.61	8.08	13.38	10.13
43-0000	<u>Office and Administrative Support Occupations</u>	9,540	14.79	9.69	17.33	13.71
43-1011	First-Line Supervisors of Office and Administrative Support Workers	590	22.62	15.54	26.16	21.64

CODE	OCCUPATIONAL TITLES	Empl	(\$)Mean	(\$)Entry	(\$)Exp	(\$)Median
43-2011	Switchboard Operators, Including Answering Service	40	12.26	10.41	13.19	12.15
43-2021	Telephone Operators	20	13.41	11.97	14.13	13.31
43-3021	Billing and Posting Clerks	260	16.92	12.08	19.34	16.07
43-3031	Bookkeeping, Accounting, and Auditing Clerks	880	16.01	11.34	18.34	15.44
43-3051	Payroll and Timekeeping Clerks	60	16.74	11.90	19.15	16.30
43-3061	Procurement Clerks	40	14.17	11.79	15.36	13.82
43-3071	Tellers	360	12.44	10.21	13.55	12.10
43-4031	Court, Municipal, and License Clerks	140	15.61	12.58	17.12	15.83
43-4041	Credit Authorizers, Checkers, and Clerks	20	15.68	11.02	18.00	14.31
43-4051	Customer Service Representatives	560	13.33	9.52	15.23	12.16
43-4071	File Clerks	40	13.45	10.28	15.04	12.42
43-4081	Hotel, Motel, and Resort Desk Clerks	330	11.11	8.46	12.43	10.54
43-4111	Interviewers, Except Eligibility and Loan	140	15.46	12.69	16.85	14.73
43-4121	Library Assistants, Clerical	60	10.64	8.14	11.89	9.64
43-4131	Loan Interviewers and Clerks	110	14.83	12.39	16.05	14.50
43-4141	New Accounts Clerks	20	14.68	13.36	15.34	14.48
43-4151	Order Clerks	100	13.77	9.58	15.86	12.60
43-4161	Human Resources Assistants, Except Payroll and Timekeeping	50	15.33	11.86	17.07	15.98
43-4171	Receptionists and Information Clerks	340	11.01	8.61	12.21	10.77
43-5021	Couriers and Messengers	NA	13.07	11.40	13.90	13.08
43-5031	Police, Fire, and Ambulance Dispatchers	50	16.14	12.92	17.76	16.22
43-5032	Dispatchers, Except Police, Fire, and Ambulance	80	17.04	12.02	19.55	16.47
43-5041	Meter Readers, Utilities	20	23.96	19.65	26.11	25.22
43-5051	Postal Service Clerks	60	25.44	24.19	26.06	25.53
43-5052	Postal Service Mail Carriers	260	22.46	16.91	25.24	23.44
43-5061	Production, Planning, and Expediting Clerks	100	18.88	13.17	21.73	17.73
43-5071	Shipping, Receiving, and Traffic Clerks	270	15.54	10.38	18.11	15.00
43-5081	Stock Clerks and Order Fillers	930	11.19	8.30	12.63	10.52
43-5111	Weighers, Measurers, Checkers, and Samplers, Recordkeeping	60	11.92	9.61	13.08	11.45
43-6011	Executive Secretaries and Executive Administrative Assistants	110	24.13	17.71	27.34	24.68
43-6013	Medical Secretaries	700	14.05	10.90	15.63	13.73
43-6014	Secretaries and Admin. Assistants, Except Legal, Medical, and Executive	850	15.02	10.95	17.06	14.75
43-9021	Data Entry Keyers	70	13.24	11.34	14.19	13.13
43-9041	Insurance Claims and Policy Processing Clerks	80	16.95	12.11	19.38	16.16

CODE	OCCUPATIONAL TITLES	Empl	(\$)Mean	(\$)Entry	(\$)Exp	(\$)Median
43-9051	Mail Clerks and Mail Machine Operators, Except Postal Service	20	11.88	8.86	13.39	12.53
43-9061	Office Clerks, General	1,430	12.69	8.47	14.80	12.14
43-9799	Office and Administrative Support Workers, All Other*	60	15.38	12.87	16.64	14.93
45-0000	<u>Farming, Fishing, and Forestry Occupations</u>	NA	NA	NA	NA	NA
45-2011	Agricultural Inspectors	70	21.68	17.43	23.80	21.76
47-0000	<u>Construction and Extraction Occupations</u>	2,800	18.04	11.57	21.27	16.71
47-1011	First-Line Supervisors of Construction Trades and Extraction Workers	250	28.96	18.57	34.16	25.33
47-2021	Brickmasons and Blockmasons	90	18.63	14.28	20.80	19.62
47-2051	Cement Masons and Concrete Finishers	60	17.67	13.57	19.72	16.66
47-2061	Construction Laborers	390	13.01	9.79	14.62	12.51
47-2071	Paving, Surfacing, and Tamping Equipment Operators	30	16.73	13.63	18.28	16.61
47-2073	Operating Engineers and Other Construction Equipment Operators	290	16.44	13.44	17.93	16.56
47-2111	Electricians	190	19.26	12.95	22.42	18.85
47-2141	Painters, Construction and Maintenance	50	16.36	12.52	18.28	16.63
47-2152	Plumbers, Pipefitters, and Steamfitters	260	22.39	17.67	24.76	21.56
47-2181	Roofers	30	14.39	9.81	16.68	14.04
47-2211	Sheet Metal Workers	120	22.55	15.65	26.00	22.74
47-3013	Helpers--Electricians	NA	13.76	10.31	15.49	12.97
47-3015	Helpers--Pipelayers, Plumbers, Pipefitters, and Steamfitters	NA	11.10	10.50	11.40	10.97
47-4011	Construction and Building Inspectors	50	17.59	12.53	20.12	17.21
47-4051	Highway Maintenance Workers	10	15.09	12.65	16.31	14.55
47-4071	Septic Tank Servicers and Sewer Pipe Cleaners	20	16.54	14.72	17.45	16.63
47-4799	Construction and Related Workers, All Other*	30	18.92	15.90	20.42	19.74
47-5021	Earth Drillers, Except Oil and Gas	20	18.70	15.85	20.12	18.54
49-0000	<u>Installation, Maintenance, and Repair Occupations</u>	3,080	19.44	12.39	22.96	17.65
49-1011	First-Line Supervisors of Mechanics, Installers, and Repairers	220	28.75	17.96	34.15	27.94
49-2022	Telecom. Equipment Installers and Repairers, Except Line Installers	20	23.43	18.95	25.67	21.16
49-2094	Electrical and Electronics Repairers, Commercial and Industrial Equipment	30	24.66	19.08	27.46	24.29
49-3021	Automotive Body and Related Repairers	60	20.35	13.30	23.87	18.18
49-3023	Automotive Service Technicians and Mechanics	310	16.48	12.32	18.56	16.18
49-3031	Bus and Truck Mechanics and Diesel Engine Specialists	140	18.84	13.63	21.44	18.57

CODE	OCCUPATIONAL TITLES	Empl	(\$)Mean	(\$)Entry	(\$)Exp	(\$)Median
49-3041	Farm Equipment Mechanics and Service Technicians	40	14.71	12.50	15.81	14.38
49-3042	Mobile Heavy Equipment Mechanics, Except Engines	90	19.79	15.39	21.99	18.42
49-3051	Motorboat Mechanics and Service Technicians	50	18.10	15.13	19.59	17.28
49-3053	Outdoor Power Equipment and Other Small Engine Mechanics	60	14.99	12.83	16.08	14.32
49-3093	Tire Repairers and Changers	NA	9.91	8.16	10.78	9.79
49-9021	Heating, Air Conditioning, and Refrigeration Mechanics and Installers	250	20.64	16.71	22.61	20.67
49-9031	Home Appliance Repairers	10	17.72	13.30	19.93	19.03
49-9041	Industrial Machinery Mechanics	120	20.79	15.35	23.52	19.40
49-9043	Maintenance Workers, Machinery	90	17.17	13.07	19.22	16.15
49-9044	Millwrights	50	16.89	14.17	18.25	16.58
49-9051	Electrical Power-Line Installers and Repairers	140	33.24	24.78	37.46	35.24
49-9052	Telecommunications Line Installers and Repairers	NA	24.66	13.09	30.45	29.32
49-9069	Precision Instrument and Equipment Repairers, All Other	20	20.44	17.05	22.13	21.07
49-9071	Maintenance and Repair Workers, General	830	15.81	11.81	17.81	15.79
49-9091	Coin, Vending, and Amusement Machine Servicers and Repairers	10	16.23	8.47	20.11	15.57
49-9098	Helpers--Installation, Maintenance, and Repair Workers	80	10.58	8.57	11.58	10.54
49-9799	Installation, Maintenance, and Repair Workers, All Other*	40	16.03	9.29	19.40	14.18
51-0000	Production Occupations	8,990	13.01	9.83	14.61	11.07
51-1011	First-Line Supervisors of Production and Operating Workers	510	25.07	18.54	28.33	22.41
51-2022	Electrical and Electronic Equipment Assemblers	40	14.72	11.19	16.48	13.46
51-2041	Structural Metal Fabricators and Fitters	NA	23.83	18.46	26.52	22.79
51-2092	Team Assemblers	NA	12.98	9.42	14.76	12.39
51-2099	Assemblers and Fabricators, All Other	60	12.16	9.45	13.52	12.26
51-3011	Bakers	110	10.17	8.23	11.15	9.61
51-3021	Butchers and Meat Cutters	40	16.78	12.63	18.86	17.13
51-3022	Meat, Poultry, and Fish Cutters and Trimmers	5,010	10.74	9.81	11.20	10.56
51-3092	Food Batchmakers	90	10.21	8.76	10.93	10.19
51-4041	Machinists	80	19.24	15.56	21.08	19.30
51-4072	Molding, Coremaking, and Casting Machine Operators, Metal and Plastic	30	12.23	9.09	13.79	10.64
51-4121	Welders, Cutters, Solderers, and Brazers	NA	19.20	16.88	20.36	17.97
51-5112	Printing Press Operators	40	16.05	11.39	18.38	16.07
51-6011	Laundry and Dry-Cleaning Workers	70	9.61	8.24	10.30	8.91
51-6093	Upholsterers	20	12.82	10.51	13.98	12.16

CODE	OCCUPATIONAL TITLES	Empl	(\$)Mean	(\$)Entry	(\$)Exp	(\$)Median
51-7011	Cabinetmakers and Bench Carpenters	NA	20.89	15.41	23.63	18.50
51-7021	Furniture Finishers	NA	16.39	11.32	18.93	14.04
51-8031	Water and Wastewater Treatment Plant and System Operators	NA	17.38	12.81	19.67	17.18
51-9011	Chemical Equipment Operators and Tenders	270	17.86	12.53	20.53	17.16
51-9111	Packaging and Filling Machine Operators and Tenders	180	12.03	9.47	13.31	10.73
51-9122	Painters, Transportation Equipment	30	17.24	11.73	20.00	17.47
51-9195	Molders, Shapers, and Casters, Except Metal and Plastic	NA	11.70	9.68	12.70	10.92
51-9198	Helpers--Production Workers	60	10.47	8.17	11.62	9.86
53-0000	Transportation and Material Moving Occupations	4,700	13.94	9.17	16.32	12.56
53-1021	First-Line Supervisors of Helpers, Laborers, and Material Movers, Hand	60	23.78	19.25	26.05	22.20
53-1031	First-Line Supervisors of Transportation Vehicle Operators	120	25.17	17.37	29.07	25.19
53-3022	Bus Drivers, School or Special Client	490	14.98	10.60	17.16	15.67
53-3031	Driver/Sales Workers	160	12.57	8.21	14.75	9.52
53-3032	Heavy and Tractor-Trailer Truck Drivers	1,050	17.20	12.53	19.54	16.72
53-3033	Light Truck or Delivery Services Drivers	320	13.38	10.19	14.97	12.98
53-3041	Taxi Drivers and Chauffeurs	100	10.68	8.75	11.64	10.50
53-3099	Motor Vehicle Operators, All Other	50	13.97	8.72	16.60	10.74
53-5021	Captains, Mates, and Pilots of Water Vessels	30	36.11	23.06	42.64	26.63
53-6031	Automotive and Watercraft Service Attendants	80	9.03	8.13	9.48	8.97
53-7021	Crane and Tower Operators	20	17.58	14.18	19.28	16.68
53-7032	Excavating and Loading Machine and Dragline Operators	70	20.07	17.34	21.44	20.41
53-7051	Industrial Truck and Tractor Operators	170	14.44	11.30	16.00	13.92
53-7061	Cleaners of Vehicles and Equipment	290	12.56	9.82	13.93	11.34
53-7062	Laborers and Freight, Stock, and Material Movers, Hand	1,140	10.06	8.37	10.91	9.62
53-7064	Packers and Packagers, Hand	310	9.94	8.25	10.78	9.95
53-7081	Refuse and Recyclable Material Collectors	140	15.50	12.21	17.14	15.90

* The May 2010 OES estimates mark the first set of estimates based in part on data collected using the 2010 Standard Occupational Classification (SOC) system. Nearly all the occupations in this release are 2010 SOC occupations, however, some are not. In these cases, an estimate for a temporary occupation was created from data reported for one or more occupations in the 2000 SOC combined with data reported for one or more 2010 SOC occupations. Some occupations have the same title as a 2000 or 2010 SOC occupation, but not the same content. These occupations are marked with an asterisk (*). For a list of all occupations, including 2010 SOC occupations, and how data collected on two structures were combined, see the OES Frequently Asked Questions online at www.bls.gov/oes/oes_ques.htm#Ques41.

ACKNOWLEDGEMENTS

This report uses the data derived from the Occupational Employment Statistics program. The data were gathered and analyzed by Ellen Yates, Joylynn Upshaw and Mark Wallner. Kim Johnstone and Ellen Yates created the layout of the publication.

We would like to express our appreciation to all of the employers who participated in the survey; without their support, this publication would not be possible.

If you need additional information about this or other publications, contact our office at:

Delaware Department of Labor
Office of Occupational & Labor Market Information
19 West Lea Blvd.
Wilmington, DE 19802
(302) 761-8069
(800) 452-1589

All publications are available online at www.delawareworks.com/oolmi.



**Delaware Department of Labor
Office of Occupational & Labor Market Information
19 West Lea Boulevard
Wilmington, Delaware 19802
www.delawareworks.com/oolmi**
